

Fort Knox and Gil Mine Reclamation and Closure Plan Basis of Estimate

Prepared for:
Fairbanks Gold Mining, Inc.



SRK Consulting (U.S.), Inc. ■ USPR001941 ■ April 2026



DRAFT

Fort Knox and Gil Mine Reclamation and Closure Plan Basis of Estimate

Prepared for:

Prepared for:

(A subsidiary of Kinross Gold Corporation)
1 Fort Knox Road
Fairbanks, AK, 99717
USA

www.Kinross.com



Prepared by:

SRK Consulting (U.S.), Inc.
11901 Business Boulevard, Suite 110
Eagle River, AK 99577
United States



+1 907 677 3520

www.srk.com

Lead Author: Chloe Poindexter **Initials:** CP

Reviewer: Ivan Clark, P.E. **Initials:** IC

File Name:

Fort_Knox_RCP_BOE_USPR001941_20260403.docx

Suggested Citation:

SRK Consulting (U.S.), Inc. 2024. Fort Knox and Gil Mine Reclamation and Closure Plan Basis of Estimate. DRAFT. Prepared for : Fairbanks Gold Mining, Inc. Fairbanks, AK. Project number: USPR001941. Issued September 2025.

Cover Image(s):

Fort Knox Tailings Storage Facility and Yellow Pup Waste Rock Dump (June 2024)

Copyright © 2026

SRK Consulting (U.S.), Inc. ■ USPR001941 ■ April 2026



Table 0-1: Document Version History

Document	Version	Date issued	File name
FA SRCE Model	Draft Permit Submittal	2024-12-23	Fort_Knox_Gil_2024-FA_SRCE_USPR001941_DRAFT_20241223.xlsm
Cost Data File	Draft Permit Submittal	2024-12-23	USPR001941_Kinross_Fort_Knox_Gil_CDF_FA_20241223.xlsm
Basis of Estimate	Draft Permit Submittal	2024-12-23	Draft_Fort_Knox_RCP_BOE_USPR001941_20241223.docx
FA SRCE Model	Re-Submittal	2025-07-15	Fort_Knox_Gil_2024-FA_SRCE_USPR001941_20250715.xlsm
Cost Data File	Re-Submittal	2025-07-15	USPR001941_Kinross_Fort_Knox_Gil_CDF_FA_20250715.xlsm
Basis of Estimate	Re-Submittal	2025-07-15	Fort_Knox_RCP_BOE_USPR001941_20250715.docx
FA SRCE Model	Re-Submittal	2026-02-20	Fort_Knox_Gil_2024-FA_SRCE_USPR001941_20260220.xlsm
Cost Data File	Re-Submittal	2026-02-20	USPR001941_Kinross_FortKnoxGil_CDF_FA_February_2026.xlsm
Basis of Estimate	Re-Submittal	2026-02-20	Fort_Knox_RCP_BOE_USPR001941_20260220.docx
FA SRCE Model	Re-Submittal	2026-04-03	Fort_Knox_Gil_2024-FA_SRCE_USPR001941_20260403.xlsm
Cost Data File	Re-Submittal	2026-04-03	USPR001941_Kinross_FortKnoxGil_CDF_FA_April_2026.xlsm
Basis of Estimate	Re-Submittal	2026-04-03	Fort_Knox_RCP_BOE_USPR001941_20260403.docx

Contents

Useful Definitions	vi
1 Introduction	1
2 Standardized Reclamation Cost Estimator (SRCE)	3
3 Reclamation Cost Estimate	4
3.1 Assumed Mine Conditions	4
3.2 Reclamation Liabilities and Assumptions	6
4 Reclamation and Closure Actions and Estimates	7
4.1 Waste Rock Dumps	7
4.2 Heap Leach Facilities	7
4.3 Tailings Storage Facility	8
4.4 Solution Management	8
4.5 Open Pits	8
4.6 Yards	9
4.7 Roads	9
4.8 Foundations and Buildings	9
4.9 Water Supply Reservoir	9
4.10 Waste Disposal	10
4.11 Miscellaneous Costs	10
4.12 Reclamation Maintenance	10
4.13 Monitoring	11
4.14 Road Maintenance	11
4.15 Well Abandonment	11
4.16 Channels	12
4.17 Mobilization/Demobilization	12
4.18 Human Resources	12
4.19 General & Administration	12
4.20 Yellow Pup WRD and TSF Infill	13
4.21 Roman Hill WRD Regrading	13
5 Cost Data File	14
5.1 Labor Rates	14
5.2 Equipment Rates	14
5.3 Material, Labor, and Equipment Unit Costs	15
5.3.1 Revegetation Material Unit Costs	15
5.3.2 Well Abandonment Costs	15
5.3.3 Diesel Price	15
5.3.4 Power Price	15
5.3.5 Analysis Costs	15
5.3.6 Revegetation Costs	16
5.3.7 Waste Disposal Costs	16
5.3.8 Erosion, Evaporation, and Sediment Control	17
5.3.9 Well Pump Removal	17

6	Results.....	18
6.1	Indirect Costs.....	18
6.2	Financial Assurance	18
7	Closure	20
	References.....	21

Tables

Table 0-1: Document Version History.....	iii
Table 1-1: Financial Assurance Premature Closure Schedule – Fort Knox.....	2
Table 1-2: Financial Assurance Premature Closure Schedule – Gil Project.....	2
Table 6-1: Categories of Indirect Costs in DOWL (2015) and in Fort Knox SRCE Estimate	18
Table 6-2: Financial Assurance Summary.....	19

Appendices

Appendix A	SRCE Figures	
Appendix B	Standardized Reclamation Cost Estimator (SRCE) Model and Cost Data File (CDF) (delivered electronically)	
Appendix C	State of Alaska Memorandum of Understanding - Recommended Rate of Return for Mine Post-Closure Costs	
Appendix D	Cost Source Data	

Useful Definitions

This list contains definitions of symbols, units, abbreviations, and terminology that may be unfamiliar to the reader.

AK	Alaska
BCHLF	Barnes Creek Heap Leach Facility
BCWRD	Barnes Creek Waste Rock Dump
BLM	US Department of Interior Bureau of Land Management
CDF	Cost Data File
CN	cyanide
CPI	US Consumer Price Index
FA	Financial Assurance
FCWRD	Fish Creek Waste Rock Dump
FGMI	Fairbanks Gold Mining Incorporated
ft amsl	Feet above mean sea level
G&A	General & Administration
GET	Ground-engaging tools
GM	Growth media
HLF	Heap Leach Facility
MOU	Memorandum of understanding
NDEP	Nevada Division of Environmental Protection
NV	Nevada
PCWRD	Pedro Creek Waste Rock Dump
RCP	Reclamation and Closure Plan
RO	Reverse Osmosis
RHWRD	Roman Hill Waste Rock Dump
SRCE	Standardized Reclamation Cost Estimator
SRK	SRK Consulting Incorporated
TSF	Tailings Storage Facility
VCWRD	Victoria Creek Waste Rock Dump
WCHLF	Walter Creek Heap Leach Facility
WR	Waste rock
WRD	Waste Rock Dump
WSR	Water Supply Reservoir
YPWRD	Yellow Pup Waste Rock Dump

1 Introduction

SRK Consulting (US), Inc., (SRK) has been retained by Fairbanks Gold Mining, Inc (FGMI) to compile a Financial Assurance (FA) closure cost estimate for the Reclamation and Closure Plan (RCP). To support the five-year permitting cycle, the FA schedule considers the end of mining operations at Fort Knox and Gil to cease mid-year 2031.

The FA estimate reflects the cost to perform the obligated closure activities necessary to achieve the final reclamation and closure of both Fort Knox and Gil mine sites as defined by the RCP. The RCP considers progressive reclamation scheduled from 2025 through 2037, but the FA estimate excludes all progressive reclamation and assumes full site buildout in 2031, with all reclamation activities beginning that year. The costs presented in the Standardized Reclamation Cost Estimator (SRCE) reflect all current and known liabilities at the end of year 2026 for both Fort Knox and Gil. Physical reclamation costs are undiscounted, while all long-term obligations for monitoring and maintenance are discounted. In the FA estimate, water monitoring is expected to end in 2095, and long-term discounting begins in 2095.

The estimate is calculated using SRCE Version 2.0 (www.nvbnd.org). The model considers costs from 2031 to 2095 when full reclamation and closure release is expected. The estimate also includes costs to support the long-term maintenance of the dams for an additional 100 years of maintenance (Appendix C). Table 1-1 includes a simplified version of the reclamation schedule presented in the RCP for Fort Knox while Table 1-2 represent the anticipated closure schedule for the Gil Project. Reclamation costs were developed based on the figures found in Appendix A and other pertinent data extracted from RCP and supporting documents.

Table 1-1: Financial Assurance Premature Closure Schedule – Fort Knox

Mining Ends in 2031 -->|

Project Phase - Fort Knox	5-Year Permit Cycle					Reclamation Period			Post-Closure Period				
	Calendar Year	2026	2027	2028	2029	2030	2031	2032	2033	2034	2035	2074	2090
Closure Year	-5	-4	-3	-2	-1	1	2	3	4	5	44	60	65
WRD Reclamation													
TSF Reclamation and Seepage													
HLF Reclamation and Seepage													
Pit Berm Construction and Sign Install													
Yard and Road Reclamation													
TSF Spillway Construction													
WRD Channel Construction													
Solid Waste Disposal													
Building and Tank Demo													
WSR and TSF Maintenance													100YRS
Well Abandonment													
Surface Pipe Removal													
G&A Costs													
Revegetation Maintenance and Monitoring													
Water Monitoring													

Table 1-2: Financial Assurance Premature Closure Schedule – Gil Project

Mining Ends in 2031 -->|

Project Phase - Gil Project	5-Year Permit Cycle					Reclamation Period			Post-Closure Period			
	Calendar Year	2026	2027	2028	2029	2030	2031	2032	2033	2034	2035	2090
Closure Year	-5	-4	-3	-2	-1	1	2	3	4	5	60	65
WRD Reclamation												
Pit Berm Construction and Sign Install												
Haul Road and Access Road Reclamation												
Yard and Misc. Structure Reclamation												
Ore Stockpile Pad Reclamation												
BMPs and Maintenance												
Well Monitoring												
Well Abandonment												

2 Standardized Reclamation Cost Estimator (SRCE)

The original SRCE project was developed by a collaboration between the State of Nevada Division of Environmental Protection (NDEP), the US Department of Interior Bureau of Land Management (BLM), and the mining industry in the early 2000's following a series of mine bankruptcies. Part of this effort to standardize methods for estimating mine closure costs was the identification of acceptable sources of unit rate information that would form the basis of the estimates. The State of Nevada uses the SRCE 1.4 exclusively and maintains a state Cost Data File (CDF). Most mines in Alaska currently use SRCE 2.0 for both internal budgeting and financial assurance calculations. CDFs in Alaska are primarily based on the publicly available Nevada CDF with adjusted rates, but they can feature detailed quotes from Alaska vendors as necessary where Nevada costs are not available. These files are maintained by the mines and contractors creating the SRCE models for these sites. A detailed explanation of each section of Fort Knox's and Gil's specific CDF is included in Section 5. Both the SRCE and the CDF are included digitally in Appendix B.

SRCE has been proven as a useful tool to develop and maintain reclamation and closure costs due to its robust checklist type input, scheduling capability, standardized volumetric calculations, and organization. It is also first-principal based, freely available, auditable, and widely accepted by government regulatory agencies and accounting professionals in the industry.

Mine bankruptcies in the early 2000s highlighted the many underestimated reclamation liabilities, with many being more than 50% below actual liabilities. While only an estimating tool, the methodology has been proven for nearly two decades throughout the world and is currently used in over 40 countries and hundreds of major and mid-tier mine operators, including most Kinross operations.

3 Reclamation Cost Estimate

The SRCE model for Fort Knox was originally developed in 2019 to calculate the financial assurance (FA) required for the RCP renewal and approval in 2020. The approved RCP and SRCE model have been amended and revised to include various footprint expansions such as Victoria Creek and the Gil Project. This FA estimate and supporting RCP supersede the previous RCP and all subsequent amendments.

3.1 Assumed Mine Conditions

The following assumed conditions are considered in the estimate:

1. The FA assumes the life of mine (LOM) full build-out condition for all facilities.
2. Progressive reclamation during the next 5-year permit cycle is excluded from the FA.
3. All reclamation activity begins at the end of mining mid-year 2031 (assumed end of 5-year permit cycle).
4. The majority of Walter Creek Heap Leach Facility (WCHLF) has been resloped (current condition 2026).
5. The north and west facing slopes of Barnes Creek Waste Rock Dump (BCWRD) have been resloped (current condition 2026).
6. Surface and seepage water will be managed as described for ultimate closure (Arcadis 2024). The pit lake transfer and monitoring period in the SRCE has been adjusted to model the LOM schedule, with monitoring starting in 2031 and pit filling starting in 2039.
7. All stockpiled ore will be processed.
8. The Tailings Storage Facility (TSF) dam is not required to be modified for closure.
9. The TSF spillway has not been constructed.
10. The tailings surface will be capped and reclaimed in its final condition; subgrade preparation is not required.
11. TSF water will be pumped to the pit once mining ceases.
12. Permitting, studies and engineering will not delay or impact the closure schedule.
13. Mine and Facility shutdown activity will not impact the closure schedule.
14. Post-closure water treatment is not required.
15. Progressive reclamation is excluded from the FA estimate.
16. Long-term liabilities and obligations are estimated based on the memorandum of understanding and agreement with the State of Alaska (Appendix C).
17. Assumes the use of existing infrastructure at Fort Knox to support closure and post closure activities at Gil.
18. All building structures will be demolished; however, many will likely remain after closure.

19. Sufficient growth media is available and stockpiled on site.
20. Materials and equipment required for reclamation are readily available as described.
21. All equipment used for reclamation will be rented.
22. Personnel to perform the work will be based out of Fairbanks (no allowance for room/board is included)
23. Gil will be reclaimed based on the reclamation timeline presented for Fort Knox.
24. Water treatment at Gil is not required.

3.2 Reclamation Liabilities and Assumptions

The following is a summary is a list of key reclamation activities and assumptions included in the estimates. Specific reclamation activities by area are presented in Section 4.

1. All current physical liabilities and project disturbance limits are described in the RCP (FGMI 2026) and are illustrated in figures found in Appendix A.
2. WRDs and HLPs will be regraded to a slope of 2.5H:1V or flatter per the RCP. The SRCE assumes slopes are graded at 3H:1V, with a select few areas regraded at 2.5:1 until mine plans can be modified to accommodate a more desirable flatter slope.
3. Twelve inches of growth media (GM) is applied to all facilities where required.
4. Waste rock borrow for covers and riprap will be sourced from suitable waste rock dumps nearest the application and crushed/screened as needed.
5. Pit lake studies are conducted on an annual basis, and the latest solution management quantities have been updated from the most recent pit lake study conducted by Arcadis U.S., Inc. (2024).
6. Berms will be constructed along the rim of all pits as a warning and limit access. Signs will be installed every 500 feet along these berms.
7. Roads not required for long-term use will be reclaimed. Growth media is assumed to be stockpiled near perimeter cuts of road cuts.
8. All buildings will be demolished.
9. Hydrocarbon contaminated soils and foundations will be disposed of in a designated location on the TSF.
10. Placement of waste rock infill is required to a portion of the Yellow Pup Waste Rock Dump (YPWRD) per RCP prescriptions. Figure 12 (Appendix A) illustrates the conceptual design which will meet the minimum design presented in the RCP.
11. The grading configuration for Roman Hill Waste Rock Dump (RHWRP) has not yet been optimized. Figure 13 (Appendix A) illustrates the conceptual, conservative, grading design which will meet the minimum design presented in the RCP.

4 Reclamation and Closure Actions and Estimates

The following section details major facilities included in the reclamation estimate. A description for the reclamation activity as well as corresponding sheets in the SRCE model to refer to are provided.

4.1 Waste Rock Dumps

The Fort Knox mine has seven major Waste Rock Dumps (WRDs): Victoria Creek, Yellow Pup, Fish Creek, Barnes Creek, Pedro Creek, Roman Hill, and the In-Pit Waste Rock Dump. Gil has two WRDs: Gil and Sourdough. Reclamation of the waste rock dumps consists of regrading lift slopes to 3H:1V, or up to 2.5H:1V in challenging areas. Twelve inches of growth media will be placed on all surfaces, sourced from nearby stockpiles. When final sloping, contouring, and growth media placement have been completed, waste rock dumps will be ripped along the contour. All areas will be aerial seeded and fertilized.

The In-Pit Waste Rock Dump will be completely submerged in the pit lake at the end of mining, so the reclamation procedure for Waste Rock Dumps will not apply.

SRCE inputs consist of mid-bench lengths for each lift, lift height, approximate ripping distance, and final (regraded) lift area to estimate regrading volumes and final revegetation area. Detailed figures can be found in Appendix A.

- Relevant SRCE Sheet(s): Waste Rock Dumps; User 13 Haul Distances.

4.2 Heap Leach Facilities

The Fort Knox mine has two Heap Leach Facilities (HLFs): Walter Creek and Barnes Creek. Solution application will cease once it becomes uneconomical, currently scheduled for 2041. The HLPs will drain-down in approximately 3 months, the solution will be circulated through the mill for cyanide destruction and gold recovery then pumped to the pit. Costs for cyanide (CN) destruction were provided by FGMI (2021) and accounted for as a line item in the "Other User" sheet. CN destruction costs were developed in 2018 and have been inflated (by FGMI) to 2024 dollars. After drain-down is complete, seepage through the HLP will reduce to background seepage from surface and subsurface sources for two years. The discussion regarding heap leach pad solution management is described in Section 4.4.

The HLFs will be regraded to an overall slope of 3H:1V. Twelve inches of growth media will be placed on all surfaces to promote successful revegetation. When final sloping, contouring, and growth media placement have been completed, HLPs will be ripped along the contour. All areas will be aerial seeded and fertilized.

SRCE inputs consist of mid-bench lengths for each lift, lift height, approximate ripping distance, and final (regraded) lift area to estimate regrading volumes and final revegetation area. Final closure of the HLFs includes installation of drains in the in-heap ponds by directional drilling and installing perforated pipes. The pipe will gravity flow seepage to the pit. Seepage rates vary but are expected to be low. Detailed figures can be found in Appendix A.

- Relevant SRCE Sheet(s): Heap Leach; Other User; User 13 Haul Distances.

4.3 Tailings Storage Facility

Reclamation of the TSF includes an upland (dry cover), a pond near the proposed spillway and constructed wetland areas where practical near drainage flowlines on the TSF surface. All water within the TSF will be transferred to the pit prior to commencement of reclamation activity. Twenty-four inches of waste rock will be placed on all exposed tailings surfaces prior to placement of growth media. Waste rock will be sourced from Fish Creek Waste Rock Dump (FCWRD) or another nearby source.

SRCE inputs consist of the tailings surface areas, sloped areas, waste rock cover, growth media and revegetation. Maintenance and monitoring costs for the TSF are included in User 07, seepage collection and management are noted in Section 4.4.

The estimate includes obligatory costs as defined in the memorandum of understanding (MOU) between FGMI and the State of Alaska (Appendix C). The MOU requires FGMI to provide funding to maintain the TSF dam and water storage reservoir for 100 years after final closure is achieved. Cashflows for maintenance of the dams are calculated through 2095 or the end of all monitoring and water management activities, i.e. closure completion. The agreement requires funding for 100 years of post-closure maintenance of the dams, this cost is placed in year 2095 of the cash flow sequence. The maintenance and monitoring costs for the TSF are scheduled in User 07.

- Relevant SRCE Sheet(s): Tailings; Haul Material; Other User; Sediment & Drainage Control; User 07 TSF Maint Repair; User 13 Haul Distances.

4.4 Solution Management

Solution management costs have been estimated based on the most recent Pit Lake study conducted by Arcadis US Inc (2024). The final pit lake elevation will be controlled by contact with the alluvium, estimated at an elevation of 1,430 feet above mean sea level (ft amsl). Water from the TSF and barge pond will be pumped to the pit lake prior to reclamation of the TSF in 2031. Seepage from the interception system below the TSF dam will be pumped to the pit lake from 2039 through 2090 as described in Arcadis (2024) and FGMI (2026).

Costs for cyanide destruction was provided by FGMI (2021) and accounted as a line item in the “Other User” sheet. Costs were developed in 2021 and have been inflated (by FGMI) to 2024 dollars.

- Relevant SRCE Sheet(s): Solution Management; Other User; User 02 Piping; User 06 Soln. mgmt.

4.5 Open Pits

The Fort Knox pit, the Main Gil pit, the Sourdough pits, and the North Gil pit are included in the estimate. Pit berms will be constructed around the perimeter of all pits. Pit berms are assumed to be 5 feet high with a 22-foot-wide total footprint and 2H:1V side slopes. The pit perimeter was obtained from topographic plans showing current liability conditions. Costs to construct these berms are included in the “Pits” worksheet.

Signs will be posted along the pit perimeters every 500 feet. Pit signage installation and maintenance costs are estimated in User 09. Detailed figures can be found in Appendix A.

- Relevant SRCE Sheet(s): Pits; Other User; User 09 Pit signs.

4.6 Yards

Yards, stockpiles, and other disturbed areas will be regraded to promote drainage as needed and revegetated. These facilities include, but are not necessarily limited to, the laydown yards, borrow areas, growth media stockpiles, mill and admin areas. Reclamation costs for other miscellaneous disturbances are included in the “Yards” worksheet. Detailed figures can be found in Appendix A.

Relevant SRCE Sheet(s): Yards; User 13 Haul Distances.

4.7 Roads

Roads will be recontoured to promote drainage, scarified and seeded. Select roads will remain for long-term use and monitoring activities. This includes haul roads, access roads, and exploration roads and other linear surface disturbances. Detailed figures can be found in Appendix A.

This estimate also includes removal of culverts on the Gil causeway and other miscellaneous culvert structures. These costs are assigned as “Linear Structure” costs.

- Relevant SRCE Sheet(s): Roads; Exploration Roads; Misc. Costs.

4.8 Foundations and Buildings

SRCE estimates time to demolish buildings through RSMeans productivities and methods which focus on building volume, wall area, and slab volume. Fleet hours are estimated and multiplied by crew rates.

In addition to the cost of demolishing buildings, this estimate includes costs to remove equipment such as conveyors, crushers, and miscellaneous equipment in the “Other Demo” worksheet. Hours per item and the crews used in the estimate are based on those used in the RCP or provided by a third-party contractor. Detailed figures can be found in Appendix A.

- Relevant SRCE Sheet(s): Foundations & Buildings; Other Demo & Equipment Removal.

4.9 Water Supply Reservoir

No reclamation activities are required at the Water Supply Reservoir (WSR) except for long-term maintenance. The estimate includes obligatory costs as defined in MOU between FGMI and the State of Alaska (Appendix C). The MOU requires FGMI to provide funding to maintain the TSF dam and water storage reservoir for 100 years after final closure is achieved. Cashflows for maintenance of the dams are calculated through 2095 or the end of all monitoring and water management activities, i.e. closure completion. The agreement requires funding for 100 years of post-closure maintenance of the dams, this cost is paid in year 2095 of the cash flow sequence. The maintenance and monitoring costs for the TSF

are scheduled in User 08. Each dam will have a security gate installed as well, and these costs are accounted for in User 10.

- Relevant SRCE Sheet(s): Other User; User 08 WSR Maint Repair; User 10 Dam Security Gate.

4.10 Waste Disposal

Solid waste associated with building demolition and other debris at Fort Knox and Gil will be disposed of in a facility on site, the estimate assumes a landfill near the toe of FCWRD. Miscellaneous debris from the Laydown Yard will also be hauled to the onsite landfill. Material not fit for on-site disposal will be hauled to an offsite facility assumed to be 10 miles from the mine. Material haulage costs are included in the Waste Disposal sheet. Concrete slabs, foundations, and footers will be broken and buried in place.

Hydrocarbon contaminated soils will be disposed of in a designated location on the TSF surface. These soils will then be buried under waste rock and incorporated into the closure of the facility. Previously, the soils were to be treated and disposed of off-site. The treatment costs have been removed from this estimate, and the only cost associated with disposal of these soils are those associated with material rehandling and hauling. These costs have been reallocated to the Haul Material sheet in the SRCE model.

Other generated solid waste will be disposed of offsite, and these quantities were calculated in User 15.

- Relevant SRCE Sheet(s): Waste Disposal; Buildings & Foundations; Haul Material; User 15 Solid waste quantity.

4.11 Miscellaneous Costs

Reclamation costs for miscellaneous equipment and infrastructure removal are included in the "Misc. Costs" worksheet. This includes all material classified as "Linear Structures," such as culverts, surface pipelines, transformers, and powerlines. These items will be removed and disposed of in a landfill on-site. Pipeline lengths were provided by FGMI or estimated from aerial photography. These lengths are included in User 16.

- Relevant SRCE Sheet(s): Misc. Costs; User 16 Pipeline Inventory.

4.12 Reclamation Maintenance

During the closure period, the RCP and estimates assume maintenance of covers will be required. Costs associated with maintenance include revegetation maintenance, cover maintenance, and growth media maintenance.

Reclamation maintenance costs include re-dressing surfaces and reseeding areas with limited germination or areas where erosion may have reduced plant survival. The estimate assumes reseeding approximately 10% of the site, dressing 5% of the total cover volume, and dressing 7% of the growth media volume. The maintenance is scheduled to be conducted over the first 10 years of reclamation.

Reclamation of True North was successfully completed and released from bonding in 10 years; FGMI expects similar results at Fort Knox and Gil.

- Relevant SRCE Sheet(s): Other User; Recl. Maint.

4.13 Monitoring

Water quality monitoring is included in the estimate starting the first year of closure and continues through 2095 or five years beyond the cessation of seepage collection below the TSF. Once monitoring is complete, all remaining wells will be closed properly, and monitoring will cease.

Reclamation monitoring includes revegetation monitoring and water sample analysis. Visual observation of revegetation success will be performed on an annual basis during the pre-stabilization phase. Inspection for erosion and formation of gullies will be completed quarterly. Costs are included for carrying out these activities for five years. Water monitoring locations, frequencies, and durations have been provided by FGMI and are included in the RCP. These will include pit lake water, tailings decant, wetlands, freshwater reservoir and seepage, TSF seepage, and wells.

Long-term TSF Dam maintenance and repair costs have been updated as provided in the RCP. These costs are detailed in User 07 as mentioned in Section 4.3. Long-term costs for maintenance and monitoring of the WSR are calculated in User 08 as mentioned in Section 4.9.

- Relevant SRCE Sheet(s): Monitoring; User 07 TSF Maint Repair; User 08 Maint Repair.

4.14 Road Maintenance

During closure, road maintenance will be provided, including dust control and maintaining trafficable roadways. Construction management is included for the duration of the closure period and includes a water truck and grader.

- Relevant SRCE Sheet(s): Roads; Construction Management.

4.15 Well Abandonment

Well closure includes pit dewatering wells, piezometers, interceptor wells, and monitoring wells. Wells will be backfilled with a stemming/bentonite clay mixture and sealed at the surface with a bentonite clay surface seal.

All wells existing at the time of closure will be plugged and decommissioned when no longer required for monitoring. A list of wells and their dimensions was provided by FGMI.

- Relevant SRCE Sheet(s): Other User; User 03 Well closure. Note the "Well Abandonment" sheet is not used.

4.16 Channels

Water management on site requires construction of numerous collection channels. A high-level hydrologic and hydraulic design was included in the RCP (FGMI 2026) to approximate the size of channels and riprap required to ensure stable, non-erosive channels. Riprap is assumed to be sourced by screening waste rock. Riprap volumes are calculated based on the high-level hydraulic design. Construction and hauling of materials for channels as well as the TSF spillway is included in the estimate.

- Relevant SRCE Sheet(s): Sediment & Drainage Control; User 14 Riprap sourcing.

4.17 Mobilization/Demobilization

Mobilization costs are scheduled based on the reclamation activities and their relative timing during the closure and post-closure periods. The estimate assumes third-party contractor or owner closes the site with their own fleet or leased equipment. The estimate assumes a leased equipment fleet, which is limited to a maximum of 100-ton trucks (Caterpillar 777G) and comparable loaders. All equipment is assumed to be available for lease through an equipment supplier in Anchorage. Mobilization includes assembly and disassembly of large equipment. Assembly and disassembly costs are based on Nevada costs (<https://ndep.nv.gov/land/mining/reclamation/reclamation-cost-estimator>), increased by 20%.

- Relevant SRCE Sheet(s): Mobilization.

4.18 Human Resources

During the reclamation period (2031-2033), the site staff would be reduced to only those necessary for reclamation activity and basic operations including environmental monitoring, routine maintenance, and water treatment and discharge. Salaried personnel required for closure have been provided by FGMI based on estimated operational needs for the closure period. The reclamation crew size is estimated based on the total hours estimated to perform all reclamation activity.

Hourly paid positions required for reclamation labor such as equipment operators have their rates generated from the Cost Data File (CDF) as detailed in Section 5.1. Salaried positions required throughout closure and post-closure have their annual costs calculated in the Human Resources sheet. The 75th percentile wage for salaried positions was used to give a conservative estimate for these costs, which are similar to rates paid to mine personnel in Alaska. All rates are fully loaded including all fringe benefits and applicable taxes.

- Relevant SRCE Sheet(s): Human Resources.

4.19 General & Administration

Costs associated with reports and studies such as pit lake studies to be conducted throughout closure and post-closure and RCP updates to be resubmitted periodically are included in the General & Administration costs. Other general costs associated with site administration, security, and maintenance of the broader infrastructure of the site during the closure period were also classified as General &

Administration costs. These more general administrative and infrastructure costs include items such as janitorial supplies, office supplies, power, and heat for office buildings, etc.

- Relevant SRCE Sheet(s): Closure Planning; G&A.

4.20 Yellow Pup WRD and TSF Infill

The current configuration of Yellow Pup Waste Rock Dump (YPWRD) requires a significant volume of waste rock (WR) to be placed to properly reclaim the slopes to meet RCP criteria. A conceptual design was developed and take-off quantities of fill calculated to determine liability costs. An operational design should be developed in the future to schedule the placement of the waste rock in this area. Placement of the waste rock during operations will ultimately reduce the liability and eventually eliminate it all together. Until that time, the conceptual design, including placement of waste rock and regrading at 2.5(H):1(V) is included in the financial assurance estimate. This infill design has not been permitted for construction on the TSF and the geotechnical stability analysis must be conducted. The design provided is for costing purposes only. The conceptual design is included in Figure 12 in Appendix A.

- Relevant SRCE Sheet(s): Waste Rock Dumps; Haul Material.

4.21 Roman Hill WRD Regrading

The current configuration of Roman Hill Waste Rock Dump (RHWRD) will be optimized prior to closure to reduce volume of waste rock relocated along bench slopes. A conceptual design was developed in Civil3D and take-off quantities were calculated to determine liability costs for earthworks. The cut and fill balance was optimized to the extent practical, resulting in a material balance within 2% of the overall surface volume. The SRCE model considers the cut volume for each respective bench area to maintain conservative costs for regrading material. Push distances are calculated from the average center of each cut to fill each cross-section.

An operational design will be developed in the future to schedule the placement of the waste rock in this area to reduce overall cut-to-fill quantities. Until that time, the conceptual design presented, includes regrading of the slopes at 3(H):1(V) to estimate the financial assurance. This regrading design has not been permitted for construction, and a geotechnical stability analysis may be required prior to final closure. The design provided is for costing purposes only. The conceptual design is included in Figure 13 in Appendix A.

- Relevant SRCE Sheet(s): Waste Rock Dumps.

5 Cost Data File

The SRCE model uses cost data developed specifically for a project and project location. Unit rates are gathered from pertinent and publicly available third-party sources from the region. These sources include labor rates used by the State of Alaska for contracting, local heavy equipment suppliers, and other relevant material suppliers. All costs are input into an excel workbook generally known as a Cost Data File (CDF). These unit rates are then imported into the SRCE file and used to calculate costs for activities.

When local unit rates were not readily available, the most current rates as of August 2024 from NVbond.org (SRCE model source) were applied. Rates for labor were updated as noted below. NVbond.org rates are increased by a factor of 1.20 to account for regional cost differences between Alaska and Nevada. SRK's experience with estimating reclamation costs in both Nevada and Alaska suggests that the 1.20 premium applied between Alaska and Nevada is reasonable for projects located near the road system in Alaska.

Inflation of earlier unit rates are used when current cost data is not readily available for the current year. The US Consumer Price Index (CPI) is used to adjust costs as noted in the CDF. Rates of inflation vary depending on when the most recent applicable quote or estimate was obtained.

This section provides information on the approach used for developing unit rates for the CDF and ultimately the SRCE model. A description for the interpretation of the given rates as well as corresponding sheets in the CDF File to refer to are provided. Additional notation and information about unit rates can be found in the CDF. All cost source data including wage data, third party quotes and rates, and the State of Nevada Cost Data File are included in Appendix D for further context.

5.1 Labor Rates

Labor rates have been taken from Pamphlet 600, Issue 50, effective April 1, 2025, published by the Alaska Department of Labor and Workforce Development. Costs for salaried personnel were derived from wages published by the Alaska Department of Labor and Workforce Development on their Alaska Labor Stats web page (source: <https://labor.alaska.gov/lss/pamp600.htm>). Labor rates not found in Pamphlet 600 were sourced from the Alaska Department of Labor Statewide wages webpage (source: <https://live.laborstats.alaska.gov/wage/index.html>). Reported yearly and hourly wages for a given year are published on May 1st of the following year. Wages used in the CDF are for end of year 2024 and were published May 1st, 2025. The 75th percentile labor rate cost was used to estimate hourly rates for salaried personnel. All rates were adjusted to include fringe benefits and applicable taxes. All wages also include social security and Medicare combined at 7.65% and Alaska unemployment insurance at 0.30%. Relevant CDF Sheet(s): Labor Rates.

5.2 Equipment Rates

Equipment rates for off-highway equipment have been obtained from NC Machinery (local Caterpillar dealer) in May 2025. Others were provided by United Rentals or adjusted using rates from Nevada. Overhead costs for equipment, such as ground-engaging tools (GET), tires, and major maintenance, are

based on rates for similar equipment in Nevada (source:https://ndep.nv.gov/uploads/land-mining-recl-rce-docs/SRCE_Cost_Data_File_1_12_Std_2024.xlsm) and adjusted by a factor of 1.20 to account for cost differences between Alaska and Nevada.

This method of calculating equipment costs is consistent with the standard reclamation cost estimator (SRCE) method for calculating hourly rates, and CAT Handbook for calculating ownership costs.

- Relevant CDF Sheet(s): Equipment Costs

5.3 Material, Labor, and Equipment Unit Costs

The following sections include relevant data used to develop unit rates for material items or other specific activities.

5.3.1 Revegetation Material Unit Costs

Seed costs and chemical fertilizer costs were quoted from Alaska Garden and Pet Supply in 2024 and adjusted 2.39% for inflation in 2025.

- Relevant CDF Sheet(s): Reclamation Material Costs.

5.3.2 Well Abandonment Costs

Cement costs were quoted from RSMMeans in 2019 and adjusted for inflation each year from 2020-2025 (RSMMeans, 2019). Grout costs were quoted from Jentech Drilling Supply in 2018 and adjusted 10% for markup from Nevada to Alaska (Jentech Drilling Supply, 2018). This quote was then adjusted for inflation every year from 2019-2025.

- Relevant CDF Sheet(s): Reclamation Material Costs.

5.3.3 Diesel Price

The diesel material unit cost was provided by FGMI in March 2025 and used in all 2025 budget estimates.

- Relevant CDF Sheet(s): Reclamation Material Costs.

5.3.4 Power Price

The power price was assumed to be the March-May 2025 Golden Valley Electric rates as published on their website.

- Relevant CDF Sheet(s): Reclamation Material Costs.

5.3.5 Analysis Costs

Laboratory analysis costs were provided by FGMI in March 2025 or adjusted 2.39% for inflation from 2024 to 2025. Costs include current rates paid for analytical testing of water samples.

- Relevant CDF Sheet(s): Reclamation Material Costs.

5.3.6 Revegetation Costs

Mechanical Broadcasting cost estimates were updated based on recent aerial seeding for the Gil Project in July 2024 and adjusted 2.39% for inflation to 2025 dollars. FGMI provided an estimated cost per acre for aerial seed and fertilizer application. The calculated seed application cost is significantly higher than previous years. A detailed review of this cost should be conducted to ensure the cost is appropriate.

- Relevant CDF Sheet(s): Misc. Unit Costs.

5.3.7 Waste Disposal Costs

Rubbish and Waste Handling

Rubbish and Waste Handling costs were adjusted from 2024 Nevada SRCE rates with a 20% markup for Alaska (RS Means, conversion between NV and AK). Tipping rates for disposal at an approved landfill in the Fairbanks area are included in disposal costs.

- Relevant CDF Sheet(s): Misc. Unit Costs.

Hazardous Material Handling

Hazardous Material Handling costs were adjusted from 2024 Nevada SRCE rates with a 20% markup for Alaska (RS Means, conversion between NV and AK). This applies to both Solid and Liquid Hazardous Material Handling. Tipping rates for disposal at an approved landfill in the Fairbanks area are included in disposal costs.

- Relevant CDF Sheet(s): Misc. Unit Costs.

Hydrocarbon Contaminated Soils

Treatment of hydrocarbon contaminated soils is no longer required at Fort Knox. Impacted soils will be disposed of in a designated location on the TSF. Costs for removal include material rehandling and hauling from the source to their disposal location on the TSF.

- Relevant CDF Sheet(s): Misc. Unit Costs.

Linear Projects Costs

The costs for welded HDPE pipe were obtained from Ferguson Plumbing AK (Ferguson Plumbing AK, 2025). All other costs were adjusted from 2024 Nevada SRCE rates with a 20% markup for Alaska (RS Means, conversion between NV and AK).

- Relevant CDF Sheet(s): Misc. Unit Costs.

5.3.8 Erosion, Evaporation, and Sediment Control

Costs were adjusted from 2024 Nevada SRCE rates with a 20% markup for Alaska (RS Means, conversion between NV and AK) or direct quotes.

- Relevant CDF Sheet(s): Misc. Unit Costs.

5.3.9 Well Pump Removal

Costs were adjusted from 2024 Nevada SRCE rates with a 20% markup for Alaska (RS Means, conversion between NV and AK).

- Relevant CDF Sheet(s): Misc. Unit Costs.

6 Results

All costs are scheduled in the SRCE model (worksheet FA Schedule and Acct Codes). Cash flows are referenced from the Acct Codes worksheet and entered User 05 NPV Calcs. Creating Sheet User 05 is necessary due to the current limitations of the SRCE model and net present value (NPV) calculations built into the SRCE, and the approach applied to indirect costs for short-term and long-term costs.

The estimate assumes all costs for physical reclamation activity (earthworks) are undiscounted, while all long-term costs for maintenance and monitoring are discounted at 4.3% based on the MOU (Appendix C).

6.1 Indirect Costs

Indirect costs have been applied to all direct costs based on DOWL (2015). The categories and selected rates are presented in Table 6-1 and match the rates approved in previous FA estimates.

Table 6-1: Categories of Indirect Costs in DOWL (2015) and in Fort Knox SRCE Estimate

DOWL (2015) Indirect Category	Reclamation Period	Post-Reclamation Period
Contractor profit	10.00%	7.00%
Contractor overhead	5.00%	5.00%
Performance/payment bonds	3.00%	3.00%
Liability insurance	0.25%	0.25%
Contract administration	2.00%	2.00%
Engineering redesign	3.00%	1.50%
Contingency: scope	10.00%	3.00%
Contingency: bid	5.00%	2.00%
Total Indirect Rate Applied	38.25%	23.75%

Source: SRCE Sheet(s): User 05 NPV Calcs

6.2 Financial Assurance

Costs for individual line items are summarized in Table 6-2. Further detail for all cost build-ups is found in the SRCE model. The NPV of cash flows including the undiscounted closure period and post-closure maintenance and monitoring period is \$218,337,824.

Table 6-2: Financial Assurance Summary

Activity	Scheduled Costs	Closure Phase (Undiscounted)	Post-Closure (Discounted)	Total (Undiscounted+ Discounted)
Waste Rock Dumps	\$25,721,699	\$25,721,699	-	\$25,721,699
Heap Leach Pad/Facility	\$7,501,881	\$7,501,881	-	\$7,501,881
Solution Management	\$19,496,464	\$11,560,360	\$3,888,295	\$15,448,654
Pit	\$322,178	\$322,178	-	\$322,178
Yards	\$2,712,175	\$2,712,175	-	\$2,712,175
Roads	\$2,024,381	\$2,024,381	-	\$2,024,381
Borrow Area	\$756,097	\$756,097	-	\$756,097
Tailings	\$17,351,243	\$17,351,243	-	\$17,351,243
Buildings and Other Demo	\$12,176,864	\$12,072,353	\$6,771	\$12,079,124
Sediment and Drainage Control	\$14,142,310	\$14,142,310	-	\$14,142,310
TSF Spillway	\$5,216,725	\$5,216,725	-	\$5,216,725
Linear Structures	\$3,401,233	\$3,401,233	-	\$3,401,233
Monitoring	\$4,997,372	\$748,731	\$2,205,972	\$2,954,704
Road Maintenance	\$1,380,432	\$1,380,432	-	\$1,380,432
Well Abandonment	\$576,192	\$358,765	\$14,087	\$372,853
Long-term Dam Maint and Repair	\$8,841,710	\$244,935	\$2,330,687	\$2,575,622
100-year Dam Maint and Repair	\$23,456,500	-	\$1,519,789	\$1,519,789
Mobilization-demobilization	\$2,743,994	\$2,743,994	-	\$2,743,994
G&A	\$1,982,332	\$1,842,332	\$67,253	\$1,909,585
HR (Active Rec and Post Closure)	\$13,326,134	\$10,375,238	\$2,078,299	\$12,453,536
Solid Waste Disposal & CN Detox	\$1,027,061	\$1,027,061	-	\$1,027,061
Reclamation Maintenance	\$2,965,580	-	\$2,044,680	\$2,044,680
Tanks	\$1,497,802	\$1,497,802	-	\$1,497,802
Yellow Pup WRD and TSF Infill	\$22,256,554	\$22,256,574	-	\$22,256,574
<i>Subtotal Direct Costs</i>	<i>\$195,875,010</i>	<i>\$145,258,576</i>	<i>\$14,155,832</i>	<i>\$159,414,408</i>
Indirect Costs				
Contractor Profit	\$18,069,008	\$14,525,858	\$990,908	\$15,516,766
Contractor Overhead	\$9,793,750	\$7,262,929	\$707,792	\$7,970,720
Performance/Payment Bonds	\$5,876,250	\$4,357,757	\$424,675	\$4,782,432
Liability Insurance	\$489,688	\$363,146	\$35,390	\$398,536
Contract Administration	\$3,917,500	\$2,905,172	\$283,117	\$3,188,288
Engineering Redesign	\$5,117,004	\$4,357,757	\$212,337	\$4,570,095
Scope Contingency	\$16,044,351	\$14,525,858	\$424,675	\$14,950,533
Bid Contingency	\$8,275,257	\$7,262,929	\$283,117	\$7,546,045
<i>Subtotal Indirect Costs</i>	<i>\$67,582,808</i>	<i>\$55,561,405</i>	<i>\$3,362,010</i>	<i>\$58,923,415</i>
Total Costs	\$263,457,818	\$200,819,982	\$17,517,842	\$218,337,824

7 Closure

This report, Fort Knox and Gil Mine Reclamation and Closure Plan Basis of Estimate, was prepared by

Final DRAFT

Chloe Poindexter
Consultant

and reviewed by

Final DRAFT

Ivan Clark, P.E.
Principal Engineer

All data used as source material plus the text, tables, figures, and attachments of this document have been reviewed and prepared in accordance with generally accepted professional engineering and environmental practices.

References

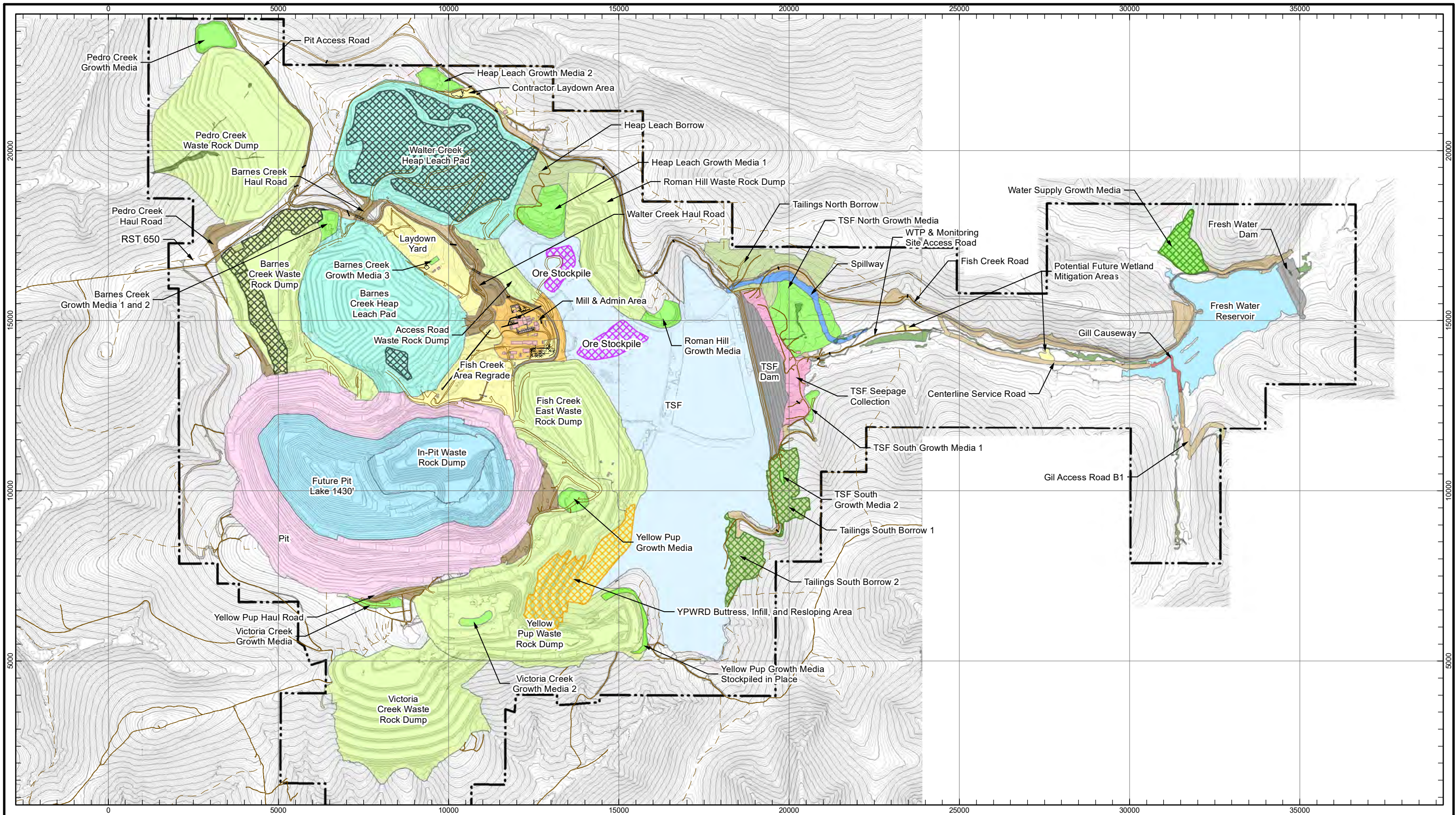
Arcadis 2024, Fort Knox Pit Lake Evaluation 2023 Update, Fort Knox Mine, February 2024.

DOWL, 2015. Draft Mine Closure and Reclamation Cost Estimation Guidelines: Indirect Cost Categories. April 2015.

FGMI 2021, 2021 Cyanide Facilities Decommissioning Plan, Kinross, 2021

FGMI 2026, Reclamation and Closure Plan, Fort Knox, Fairbanks Gold Mining Inc., Environmental Department,
Fairbanks, Alaska.

Appendix A SRCE Figures



**Facility Disturbance
2025 Financial Assurance SRCE Inputs**

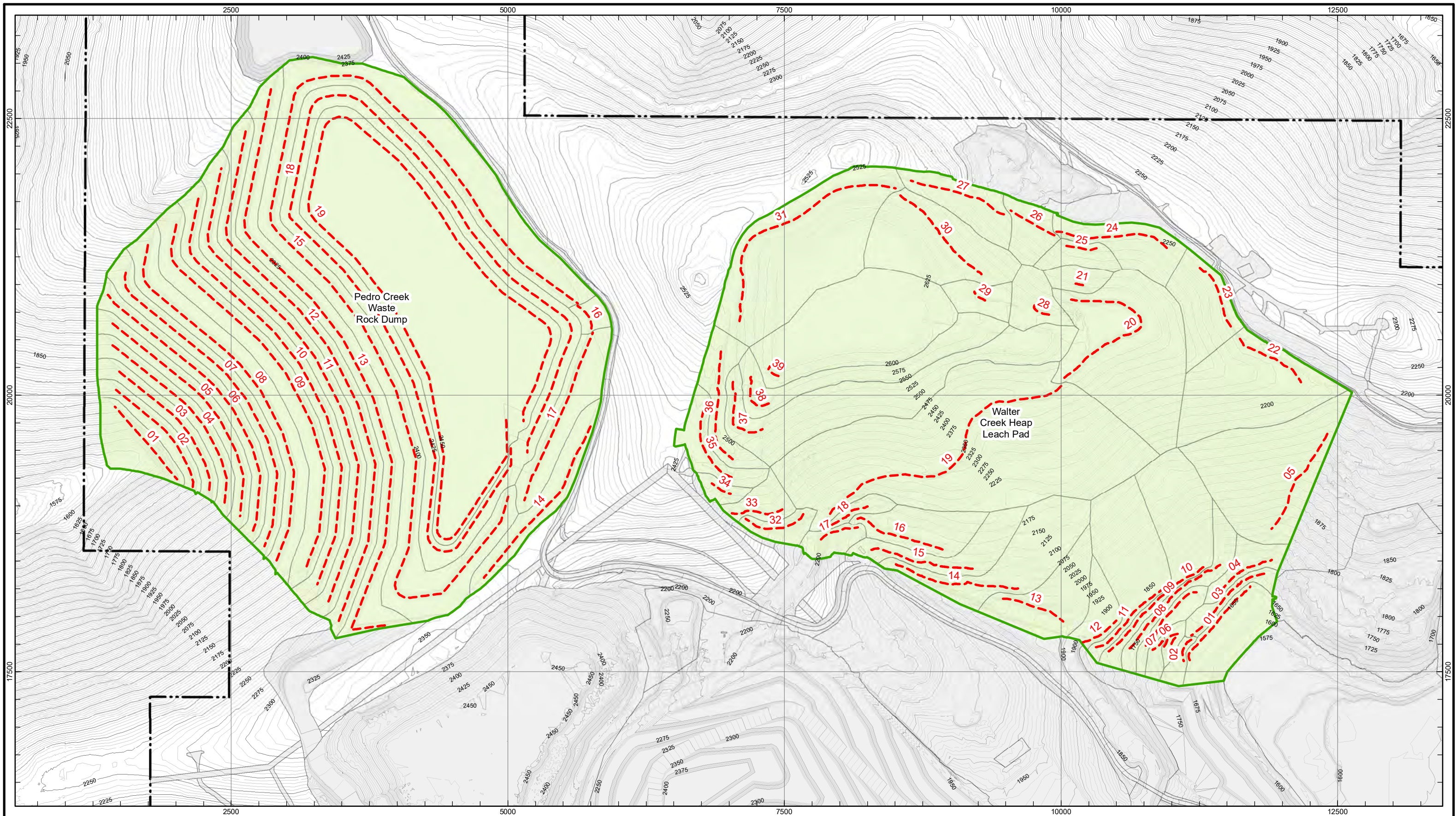
Figure 1

Date: October 2025

LEGEND:

<ul style="list-style-type: none"> Fort Knox Project Area Contour 50' Contour 10' Wetlands 	<ul style="list-style-type: none"> Resloping Activity in Progress Reclaimed Facilities Ore Stockpile Buttress and Resloping Area 	<ul style="list-style-type: none"> Waste Rock Dump Heap Leach Pad Pit Tailings 	<ul style="list-style-type: none"> TSF Seepage Collection Spillway Mill/Admin Area Yards Buildings 	<ul style="list-style-type: none"> Stockpile Borrow Growth Media Gill Causeway Haul Road 	<ul style="list-style-type: none"> Access Road Exploration Road Reservoir Powerlines
--	--	--	---	---	--

1"=2,600'
 FGMI Local 1



Walter Creek HLP, Pedro Creek WRD
2025 Financial Assurance SRCE Inputs

Figure 2

Date: October 2025

LEGEND

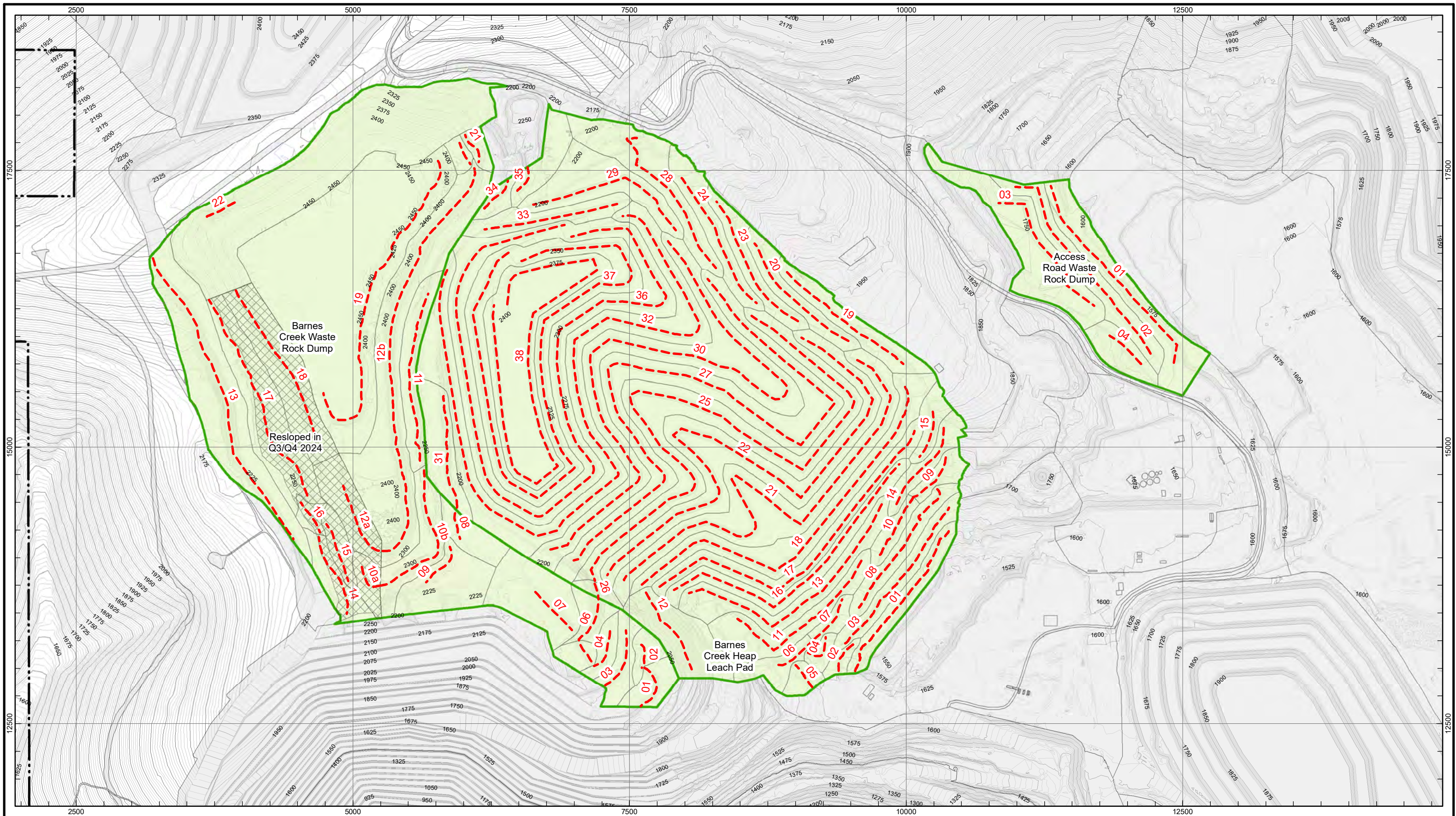
- Fort Knox Project Area
- Mid-Bench Area
- Facility Boundary
- Facility Disturbance
- Mid-Bench Length
- Contour 25'
- Contour 5'



1"=800'



FGMI Local 1



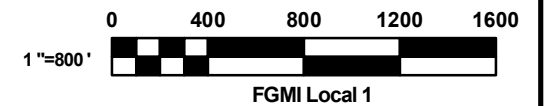
**Barnes Creek HLP and WRD, Access Road WRD
2025 Financial Assurance SRCE Inputs**

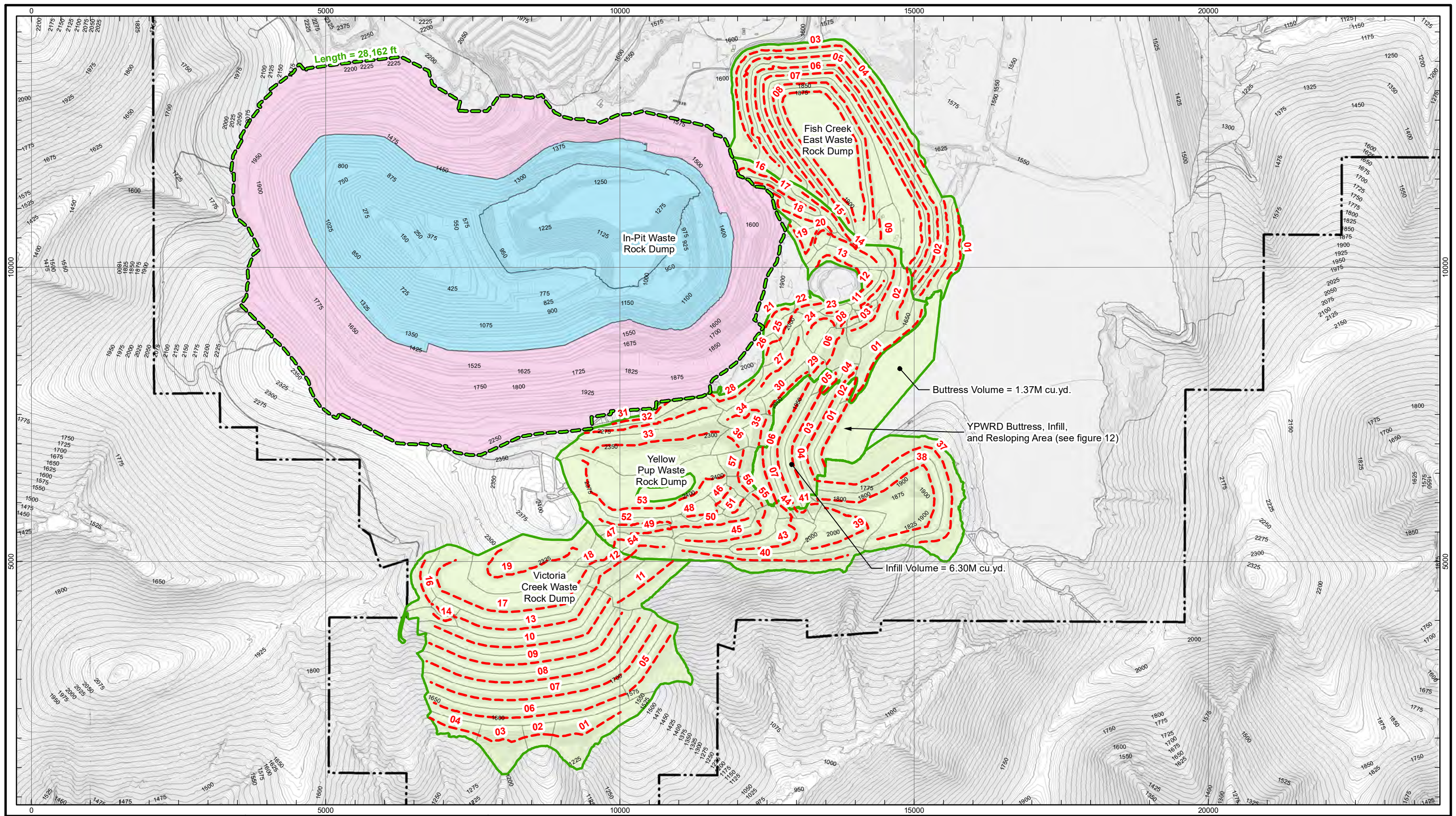
Figure 3

Date: October 2025

LEGEND

- Fort Knox Project Area
- Mid-Bench Length
- Mid-Bench Area
- Facility Boundary
- Contour 25'
- Contour 5'
- Facility Disturbance






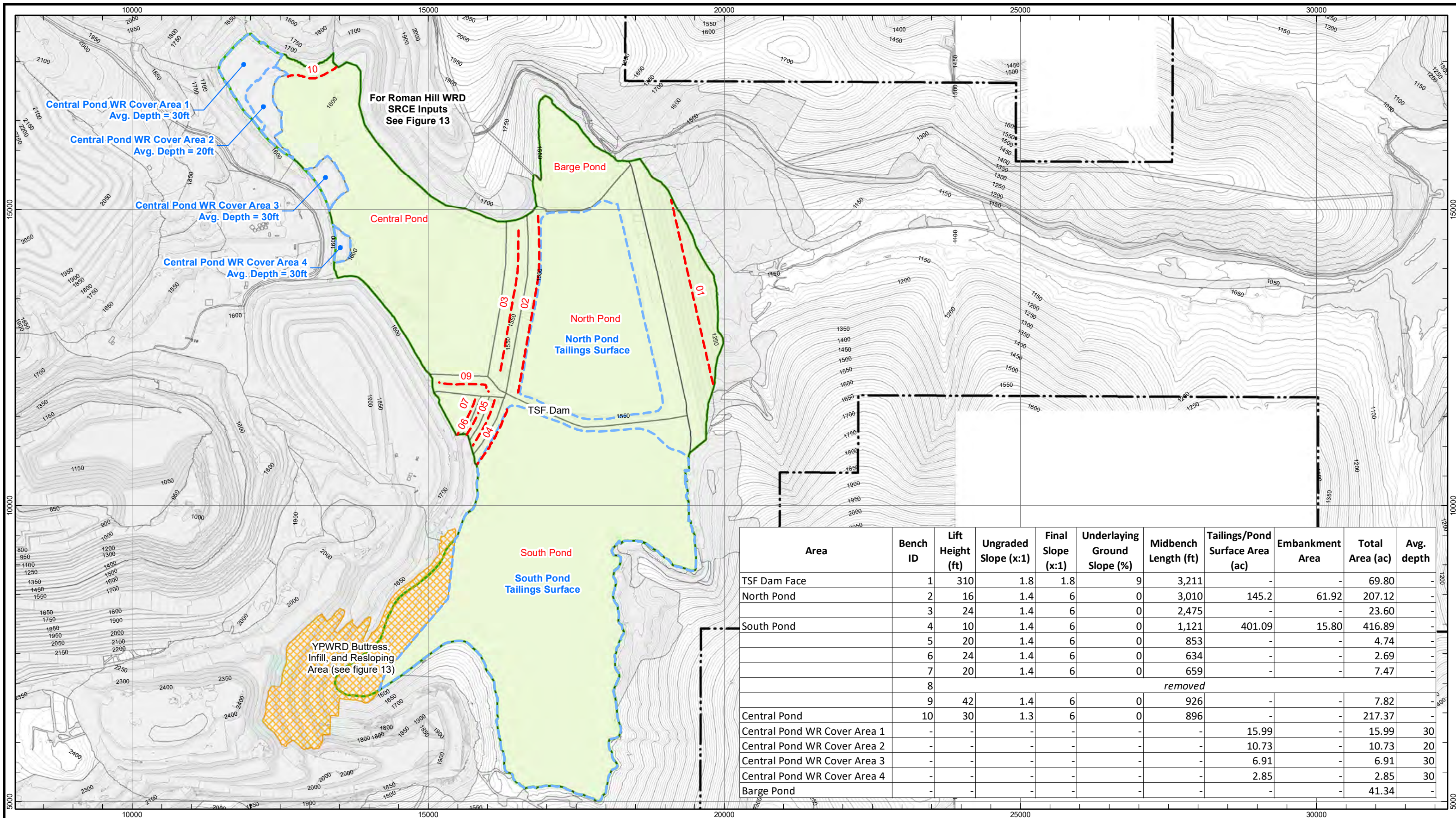
Yellow Pup, Fish Creek East & Victoria Creek WRD
2025 Financial Assurance SRCE Inputs

Figure 4

Date: October 2025

LEGEND	
	Fort Knox Project Area
	Pit Berm
	Contour 25'
	Mid-Bench Length
	Contour 5'
	Mid-Bench Area
	Facility Disturbance
	Facility Boundary





KINROSS Fort Knox

TSF
2025 Financial Assurance SRCE Inputs

Figure 5

Date: October 2025

TSF
2025 Financial Assurance SRCE Inputs

Figure 5

Date: October 2025

LEGEND

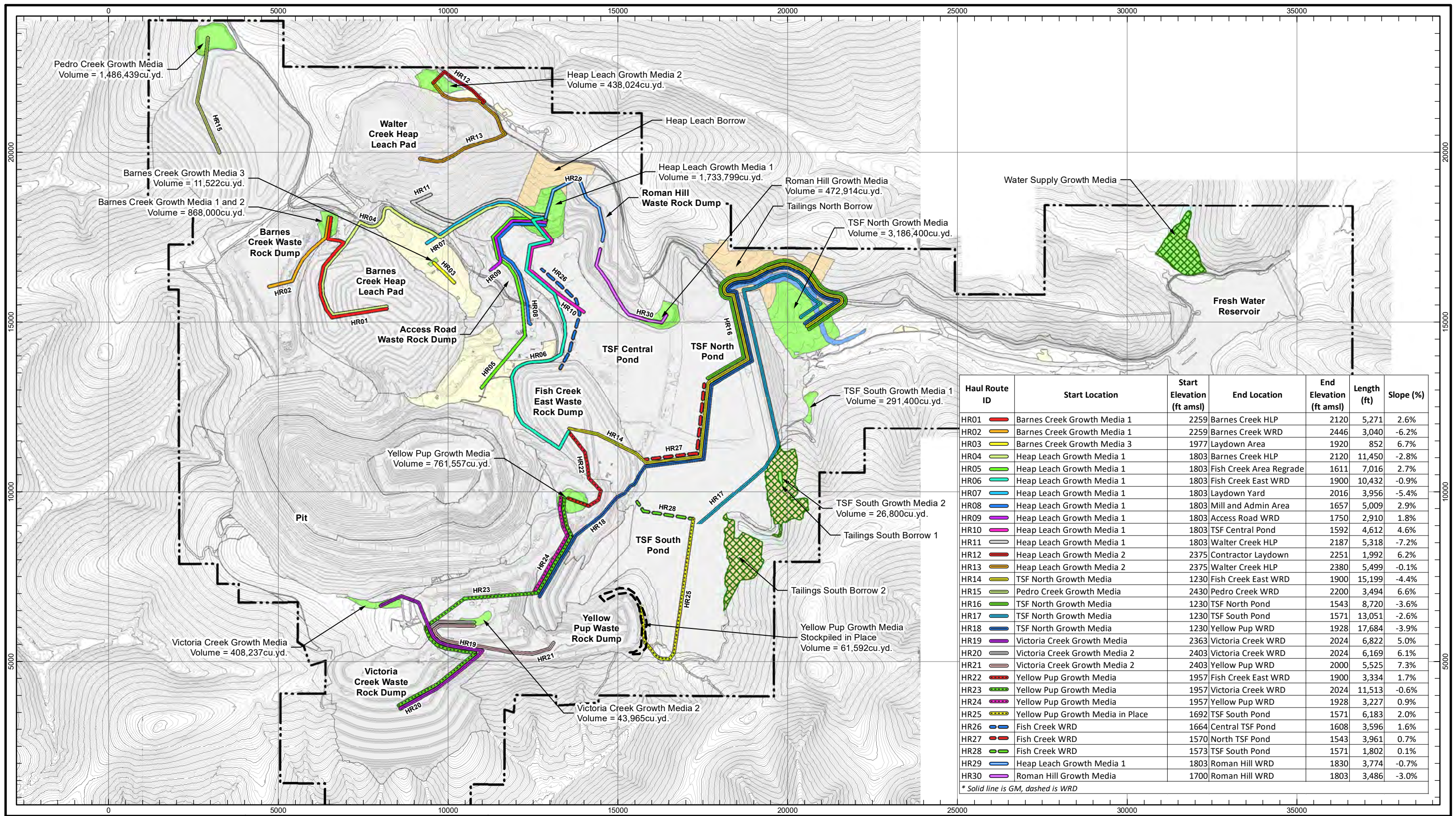
- Fort Knox Project Area
- Contour 50'
- Contour 10'
- Facility Disturbance
- Mid-Bench Length
- Mid-Bench Area
- Facility Boundary
- Butress, Infill, and Resloping Area
- Tailings Surface (requires waste rock cover)

N

0 750 1500 2250 3000

1"=1,500'


FGMI Local 1

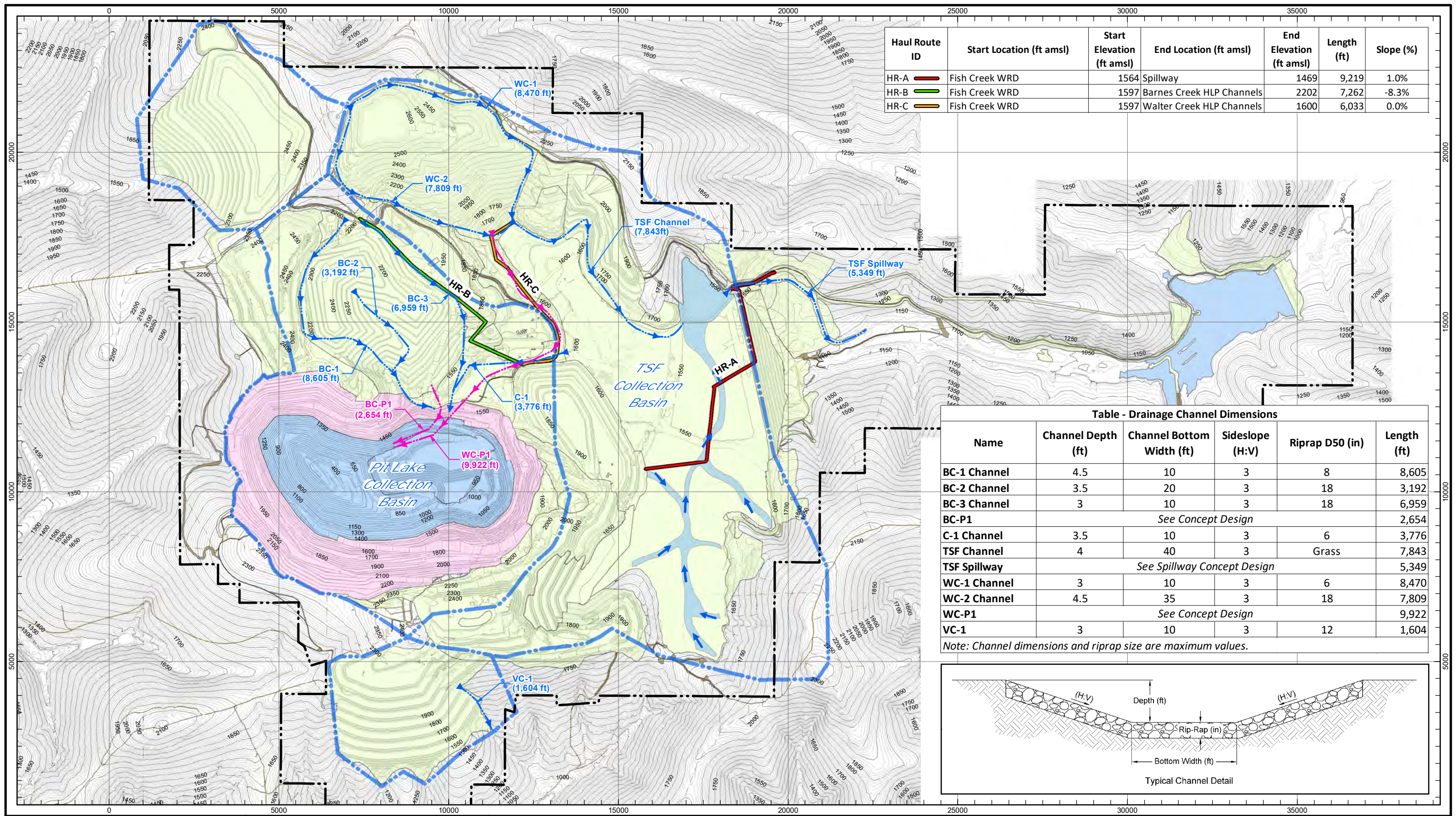


Haul Routes
2025 Financial Assurance SRCE Inputs
Figure 6
Date: October 2025

LEGEND:

Fort Knox Project Area	Other Facilities
Contour 50'	Borrow Area
Contour 10'	Spillway
Reclaimed Facilities	Yard
Growth Media	



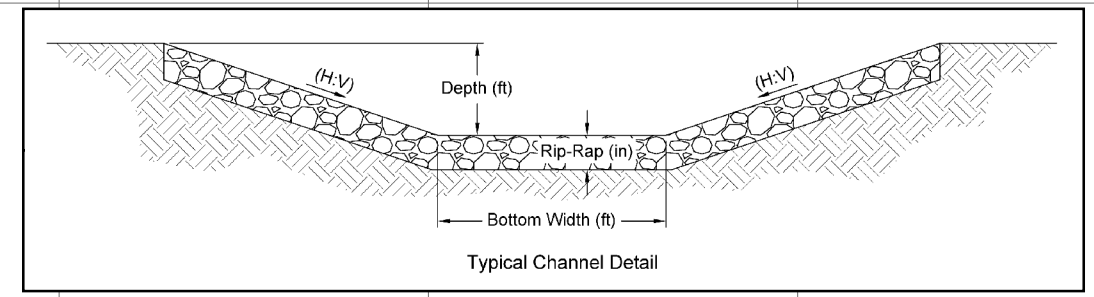


Haul Route ID	Start Location (ft amsl)	Start Elevation (ft amsl)	End Location (ft amsl)	End Elevation (ft amsl)	Length (ft)	Slope (%)
HR-A	Fish Creek WRD	1564	Spillway	1469	9,219	1.0%
HR-B	Fish Creek WRD	1597	Barnes Creek HLP Channels	2202	7,262	-8.3%
HR-C	Fish Creek WRD	1597	Walter Creek HLP Channels	1600	6,033	0.0%

Table - Drainage Channel Dimensions

Name	Channel Depth (ft)	Channel Bottom Width (ft)	Sideslope (H:V)	Riprap D50 (in)	Length (ft)
BC-1 Channel	4.5	10	3	8	8,605
BC-2 Channel	3.5	20	3	18	3,192
BC-3 Channel	3	10	3	18	6,959
BC-P1	See Concept Design				2,654
C-1 Channel	3.5	10	3	6	3,776
TSF Channel	4	40	3	Grass	7,843
TSF Spillway	See Spillway Concept Design				5,349
WC-1 Channel	3	10	3	6	8,470
WC-2 Channel	4.5	35	3	18	7,809
WC-P1	See Concept Design				9,922
VC-1	3	10	3	12	1,604

Note: Channel dimensions and riprap size are maximum values.




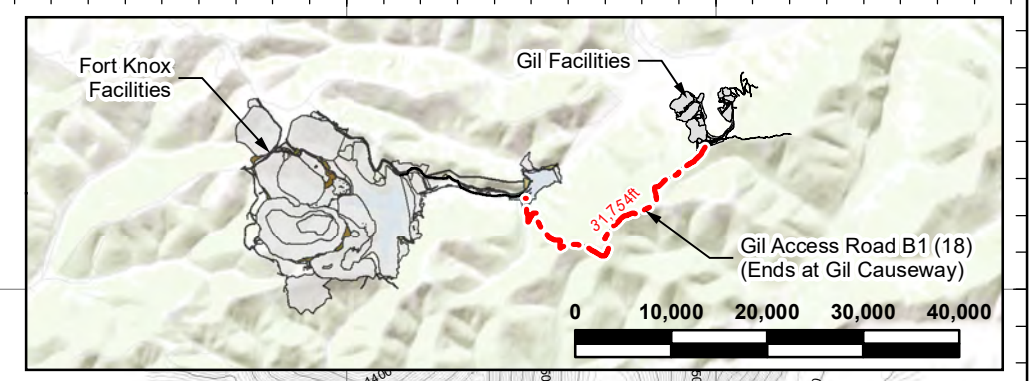
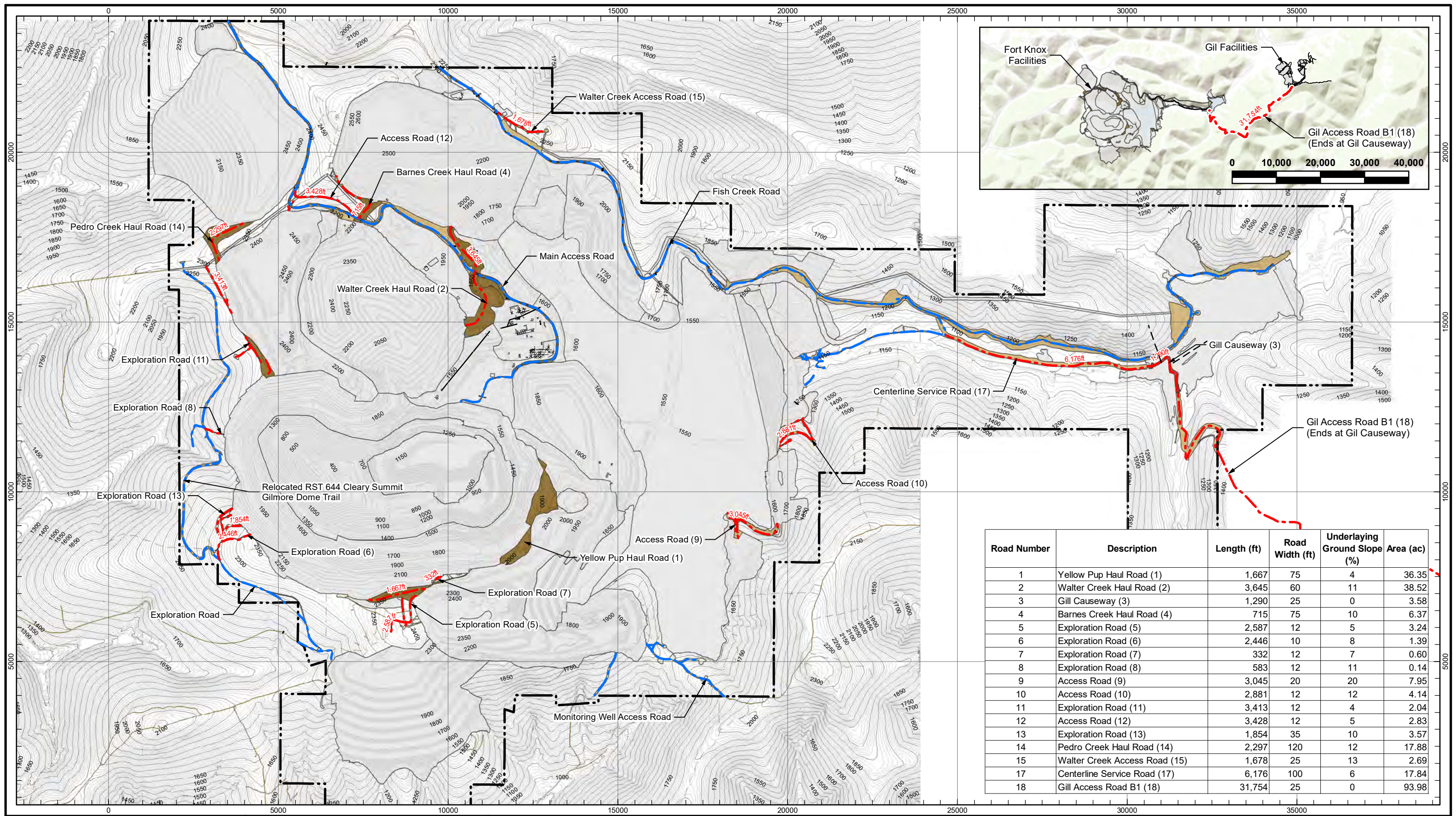
Closure Drainage Plan
2025 Financial Assurance SRCE Inputs

Figure 7

Date: October 2025

- LEGEND:**
- Contour 50'
 - Contour 10'
 - - - Trail
 - Road Unpaved
 - - - Road to Remain
 - Fort Knox Project Area
 - Revegetated Areas
 - Pit
 - Reservoir
 - Drainage Basin
 - Flow Direction
 - Drainage Channel
 - HLP Seepage Collection Drain Pipe (Dual 10" HDPE)





Road Number	Description	Length (ft)	Road Width (ft)	Underlying Ground Slope (%)	Area (ac)
1	Yellow Pup Haul Road (1)	1,667	75	4	36.35
2	Walter Creek Haul Road (2)	3,645	60	11	38.52
3	Gill Causeway (3)	1,290	25	0	3.58
4	Barnes Creek Haul Road (4)	715	75	10	6.37
5	Exploration Road (5)	2,587	12	5	3.24
6	Exploration Road (6)	2,446	10	8	1.39
7	Exploration Road (7)	332	12	7	0.60
8	Exploration Road (8)	583	12	11	0.14
9	Access Road (9)	3,045	20	20	7.95
10	Access Road (10)	2,881	12	12	4.14
11	Exploration Road (11)	3,413	12	4	2.04
12	Access Road (12)	3,428	12	5	2.83
13	Exploration Road (13)	1,854	35	10	3.57
14	Pedro Creek Haul Road (14)	2,297	120	12	17.88
15	Walter Creek Access Road (15)	1,678	25	13	2.69
17	Centerline Service Road (17)	6,176	100	6	17.84
18	Gill Access Road B1 (18)	31,754	25	0	93.98

KINROSS Fort Knox

Roads
2025 Financial Assurance SRCE Inputs

Figure 8

Date: October 2025

LEGEND:

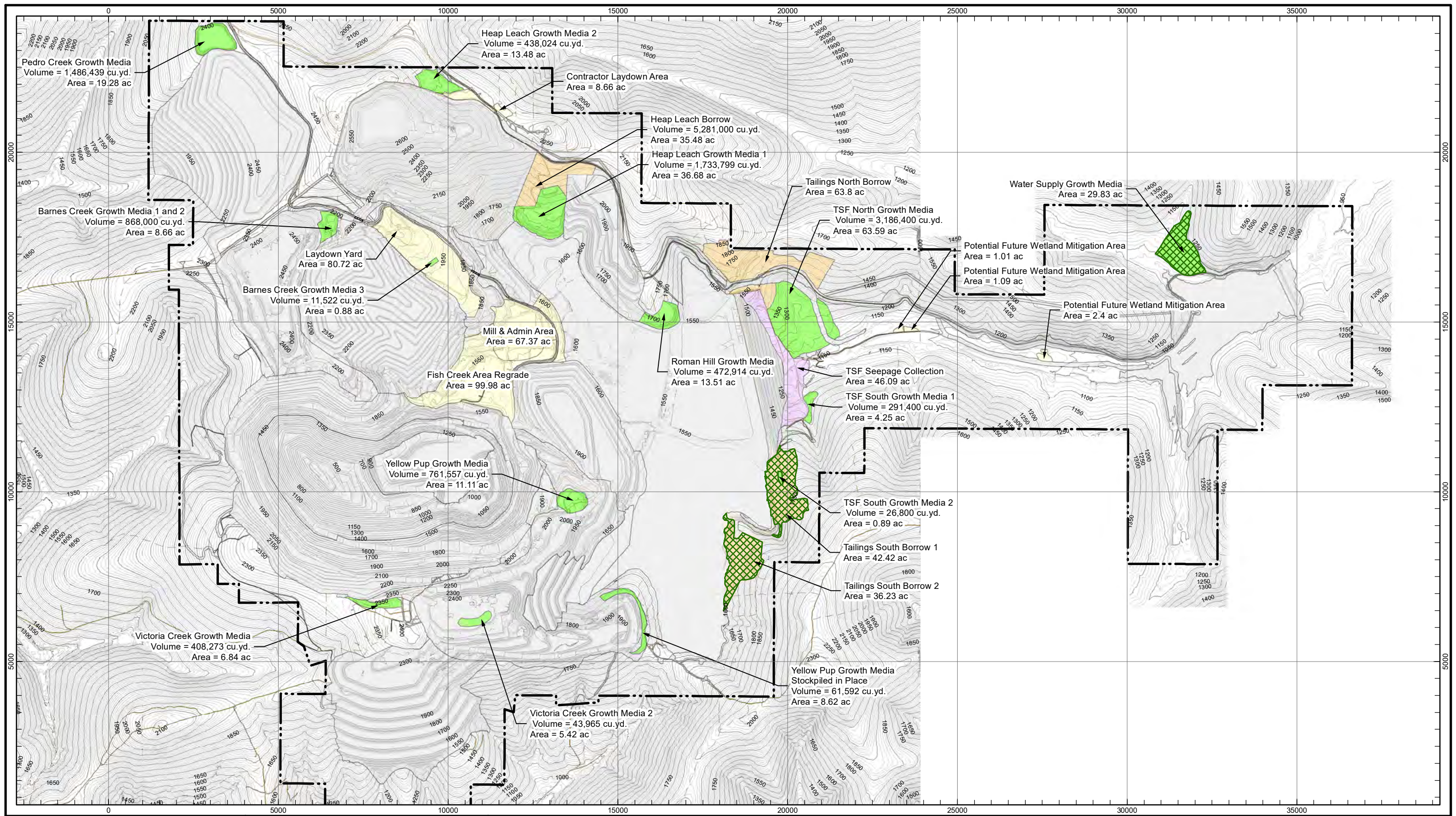
- Fort Knox Project Area
- Contour 50'
- Contour 10'
- Trail
- Road Unpaved
- Other Facilities
- Gill Causeway
- Haul Road
- Exploration road
- Access Road
- Road Demo
- Road To Remain

N

0 1200 2400 3600 4800

1"=2,600'


FGMI Local 1



Yards
 2025 Financial Assurance SRCE Inputs
 Figure 9
 Date: October 2025

LEGEND:

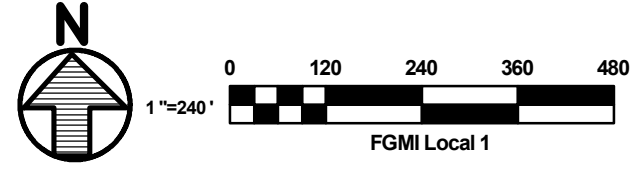
Fort Knox Project Area	Borrow Area	TSF Seepage Collection
Contour 50'	Growth Media	Yard
Contour 10'	Stockpile	Other Facilities
Trail	Reclaimed Facilities	
Road Unpaved		


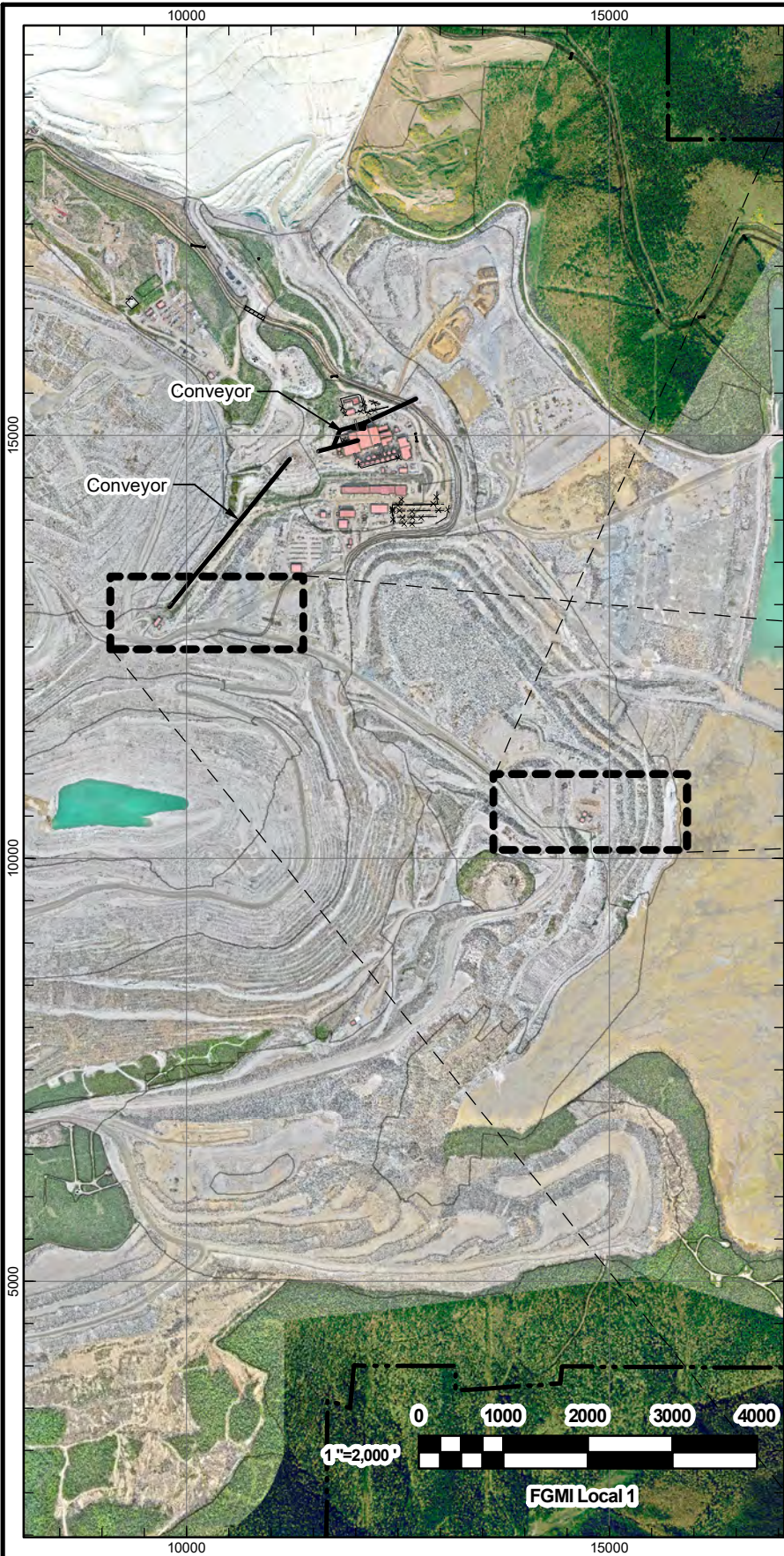




Admin and Laydown Area
2025 Financial Assurance SRCE Inputs
Figure 10
Date: October 2025

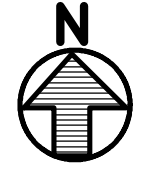
- LEGEND:**
- Other Facilities
 - Buildings
 - Hydrocarbon Contaminated Area (excavate 6ft)
 - Conveyor

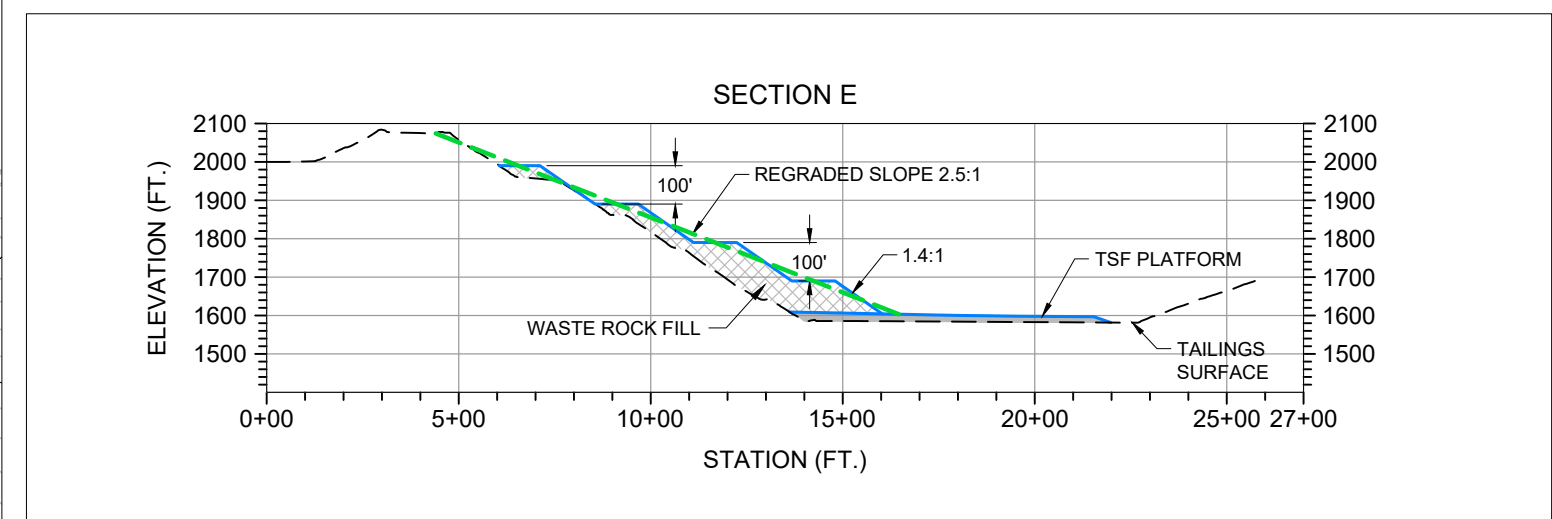
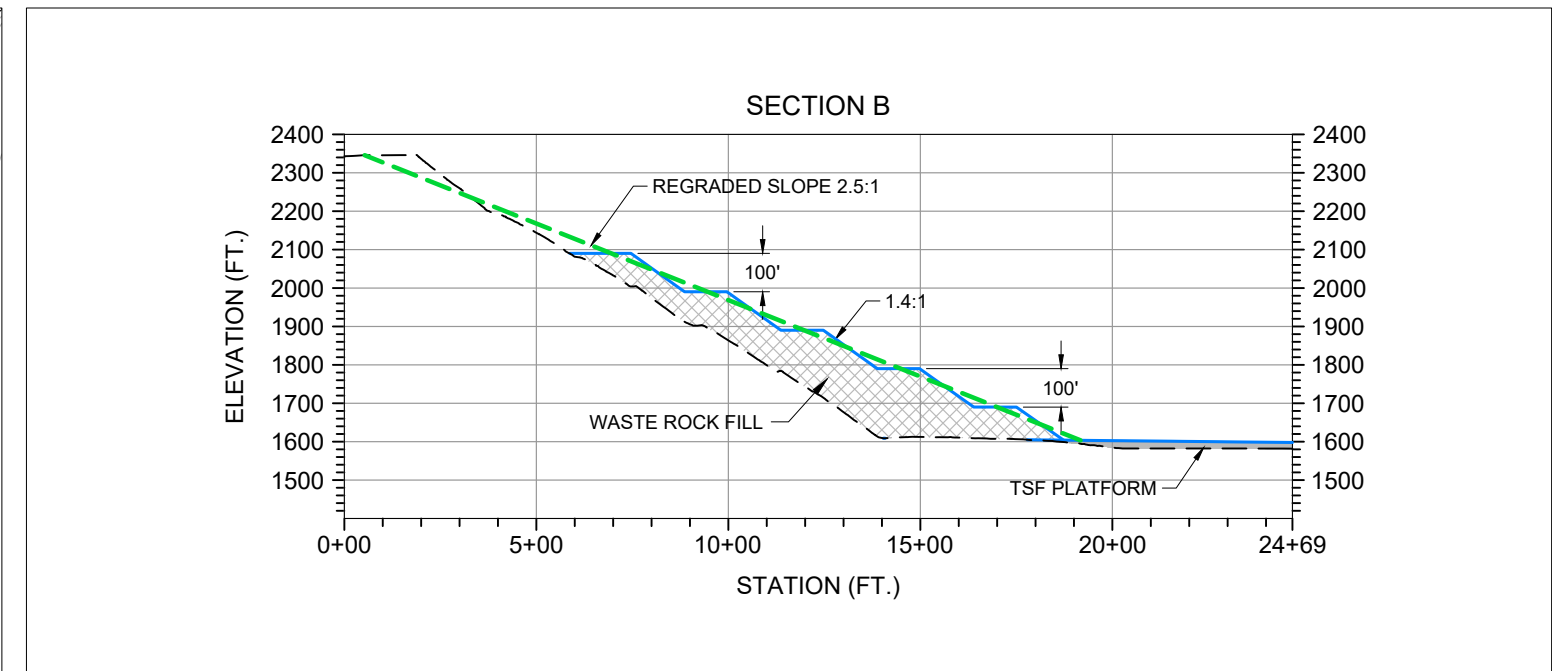
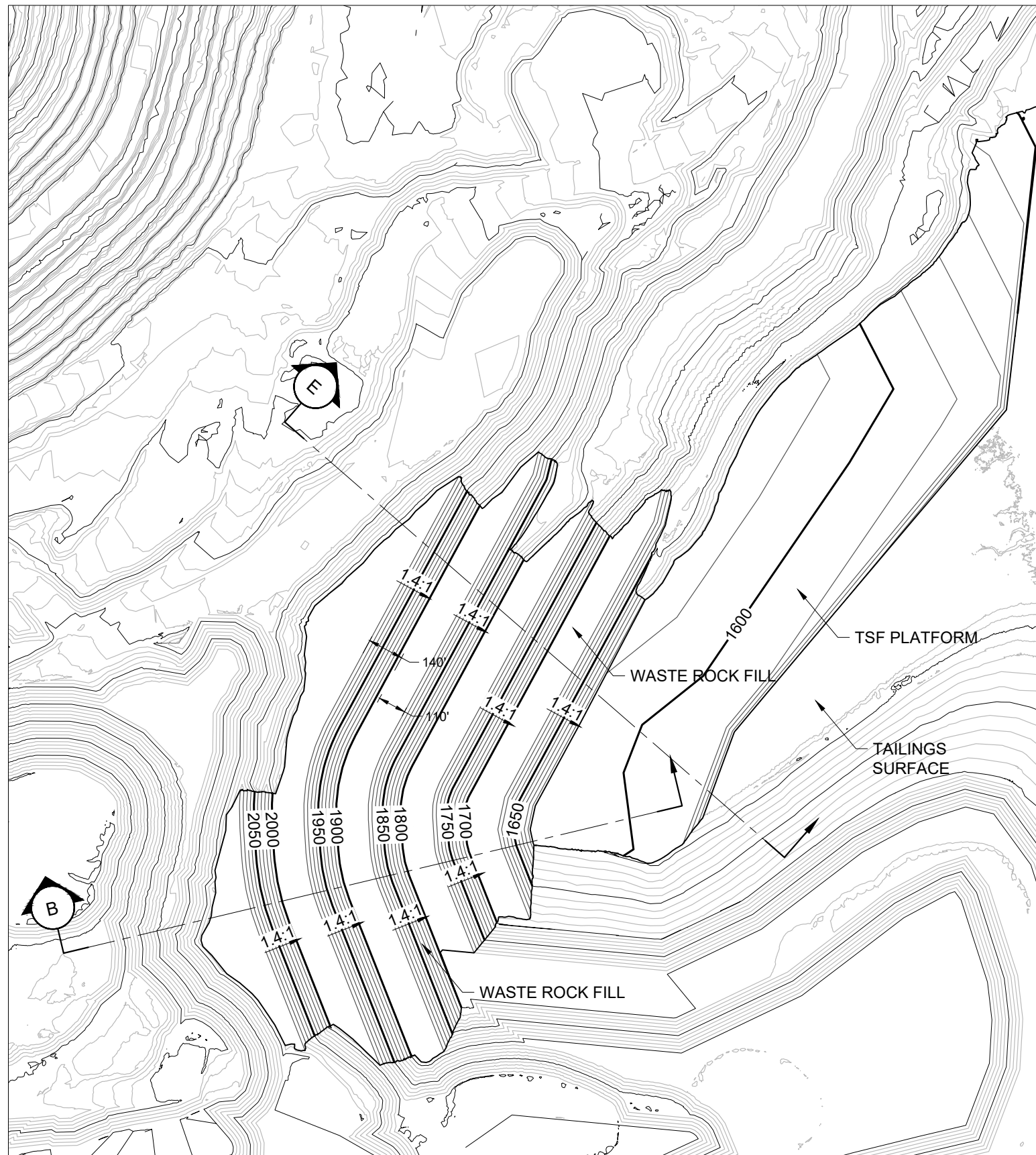




Explosives Storage Area
2025 Financial Assurance SRCE Inputs
Figure 11
Date: October 2025

- LEGEND:**
- Conveyor
 - Other Facilities
 - Buildings
 - Hydrocarbon Contaminated Area (excavate 6ft)



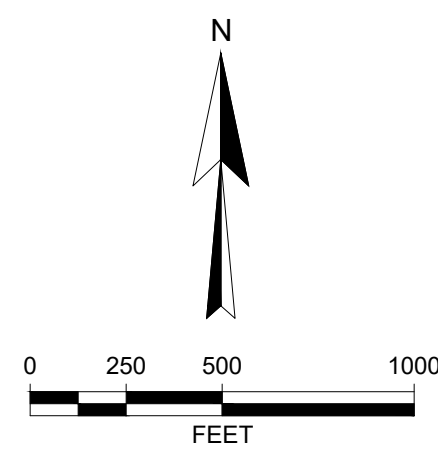
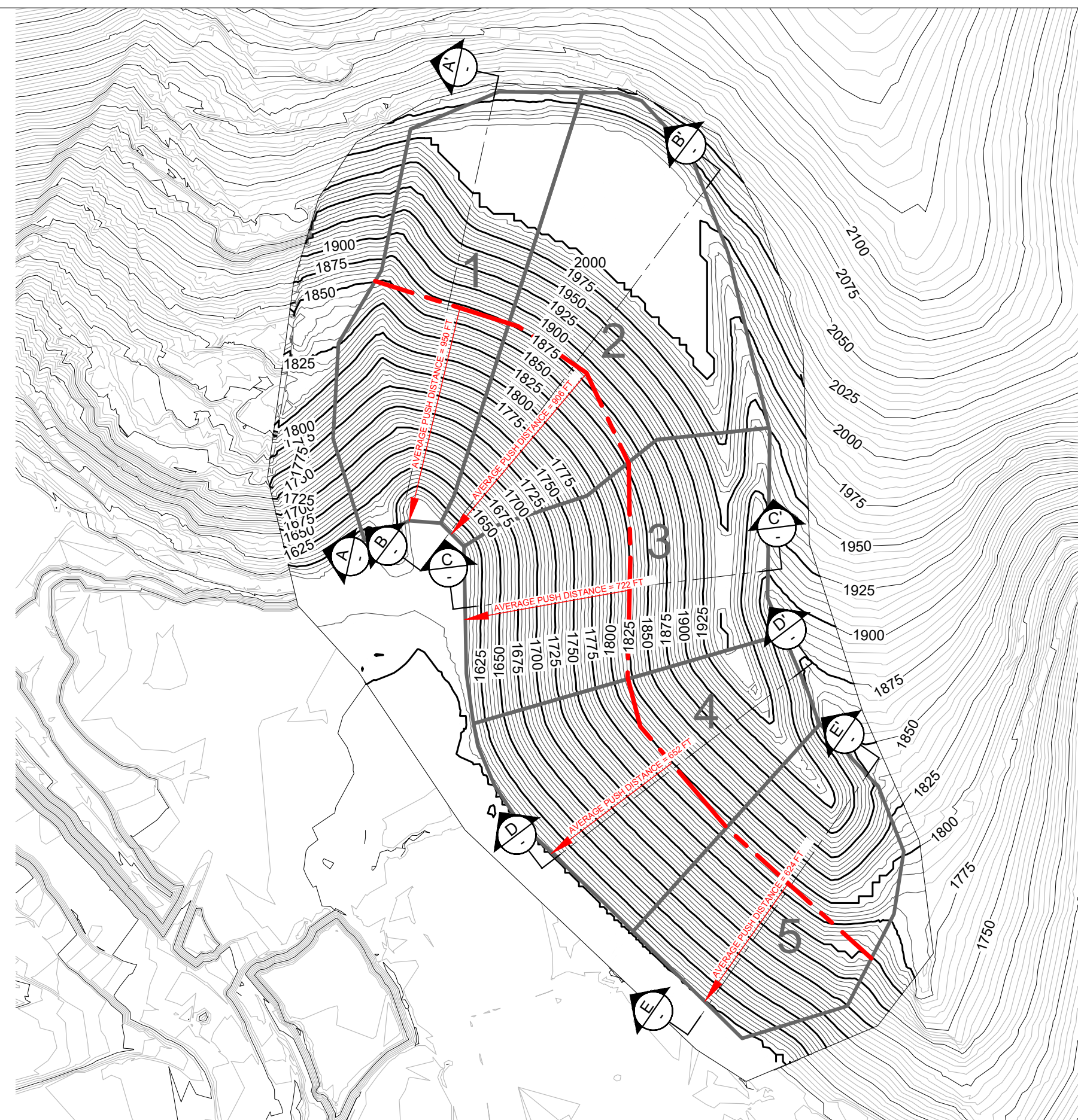
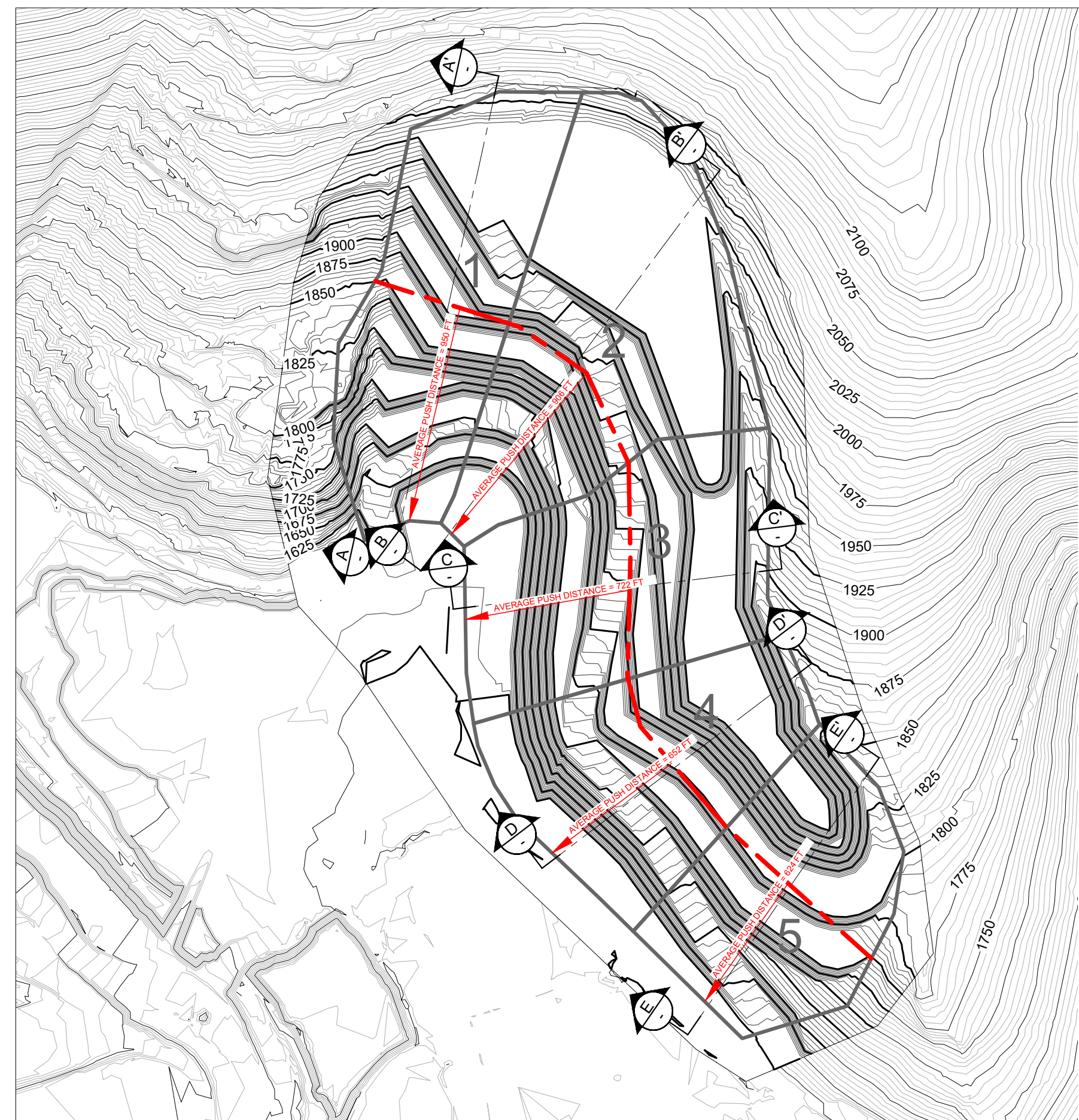


Cut/Fill Summary

Name	Cut Factor	Fill Factor	2d Area	Cut	Fill	Net
VOL-YPWRD INFILL	1.000	1.000	2295698.84 Sq. Ft.	5646.35 Cu. Yd.	6273441.89 Cu. Yd.	6267795.55 Cu. Yd.<Fill>
VOL-TSF PLATFORM	1.000	1.000	2138258.56 Sq. Ft.	0.00 Cu. Yd.	1370957.95 Cu. Yd.	1370957.95 Cu. Yd.<Fill>
Totals			4433957.40 Sq. Ft.	5646.35 Cu. Yd.	7644399.85 Cu. Yd.	7638753.50 Cu. Yd.<Fill>

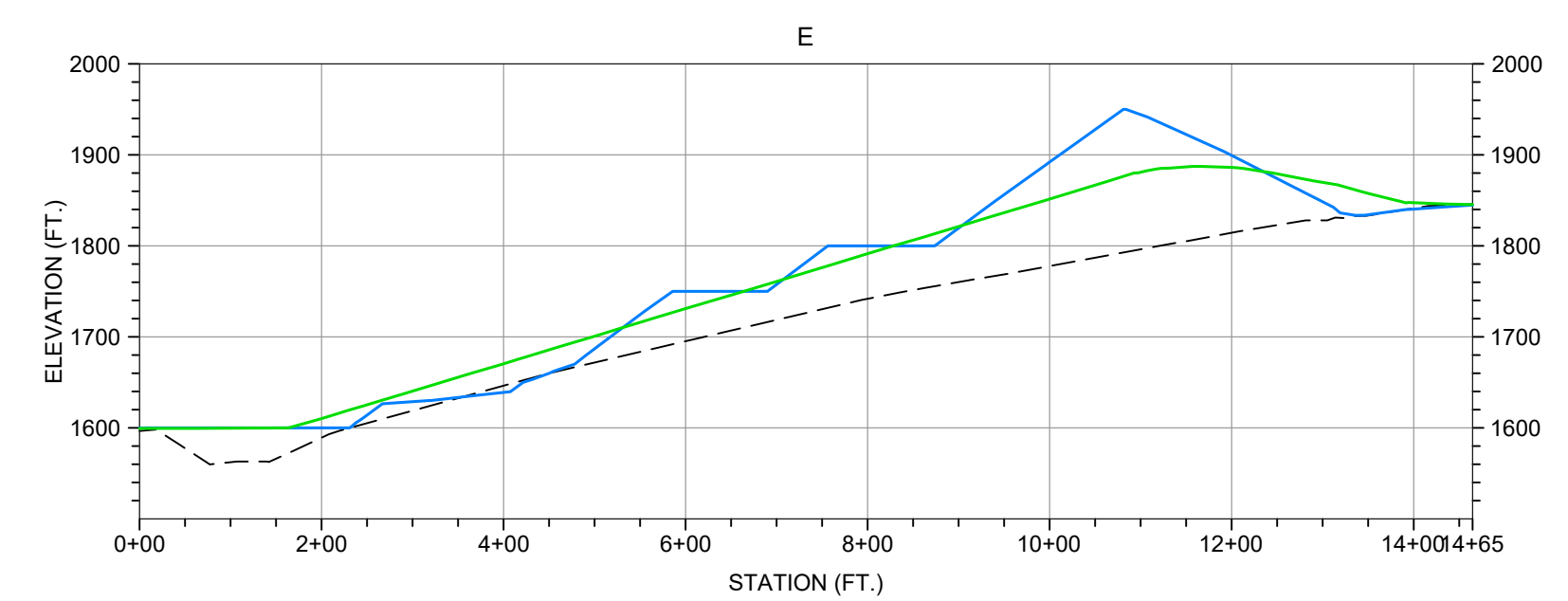
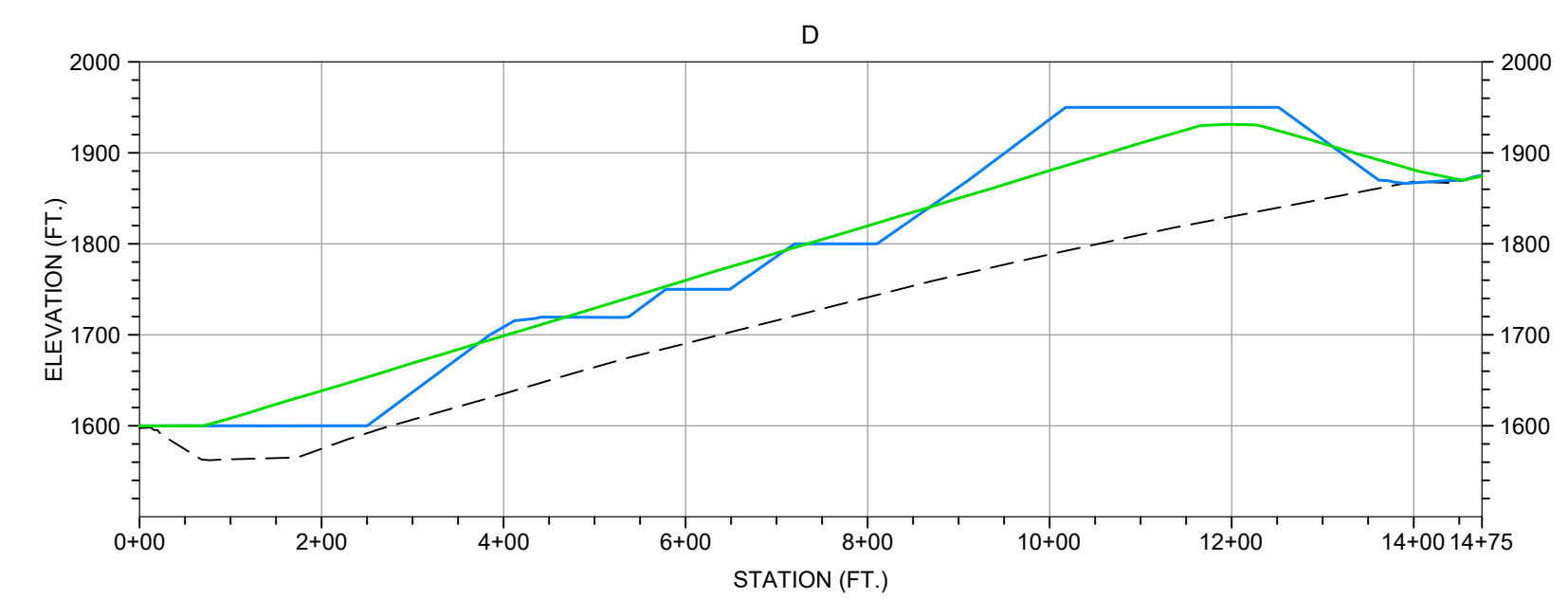
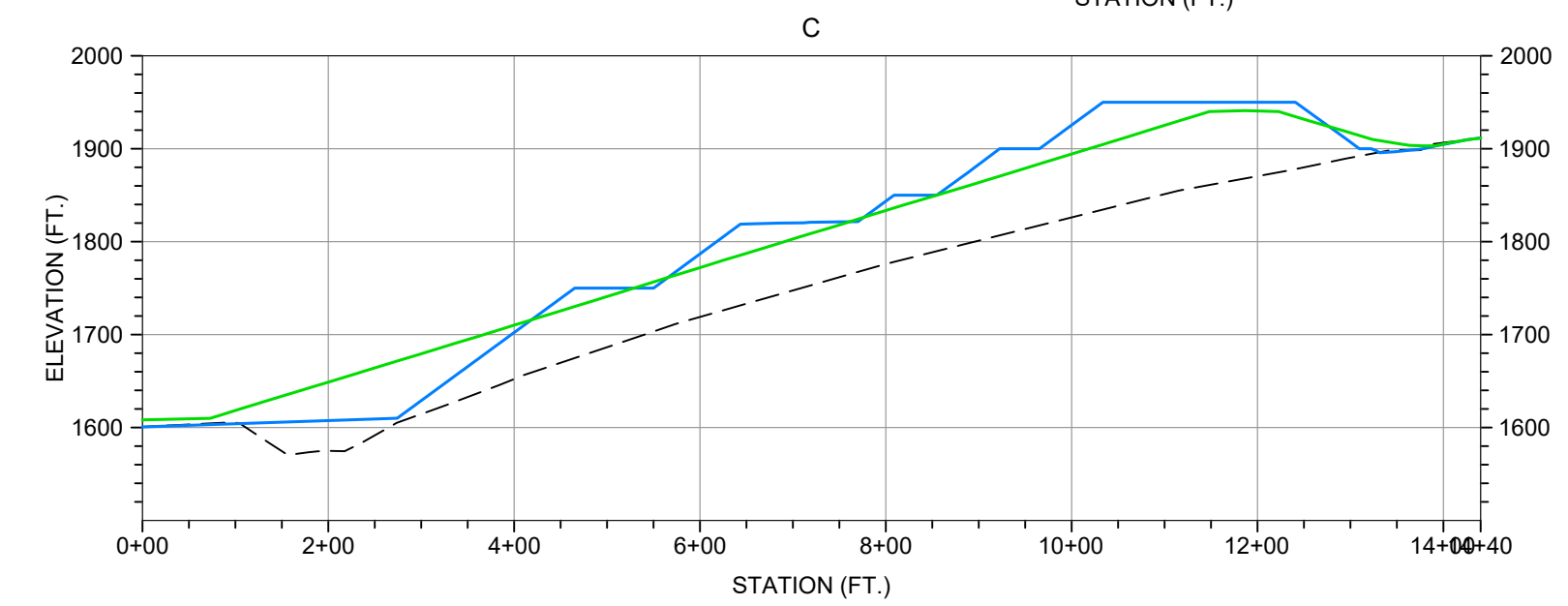
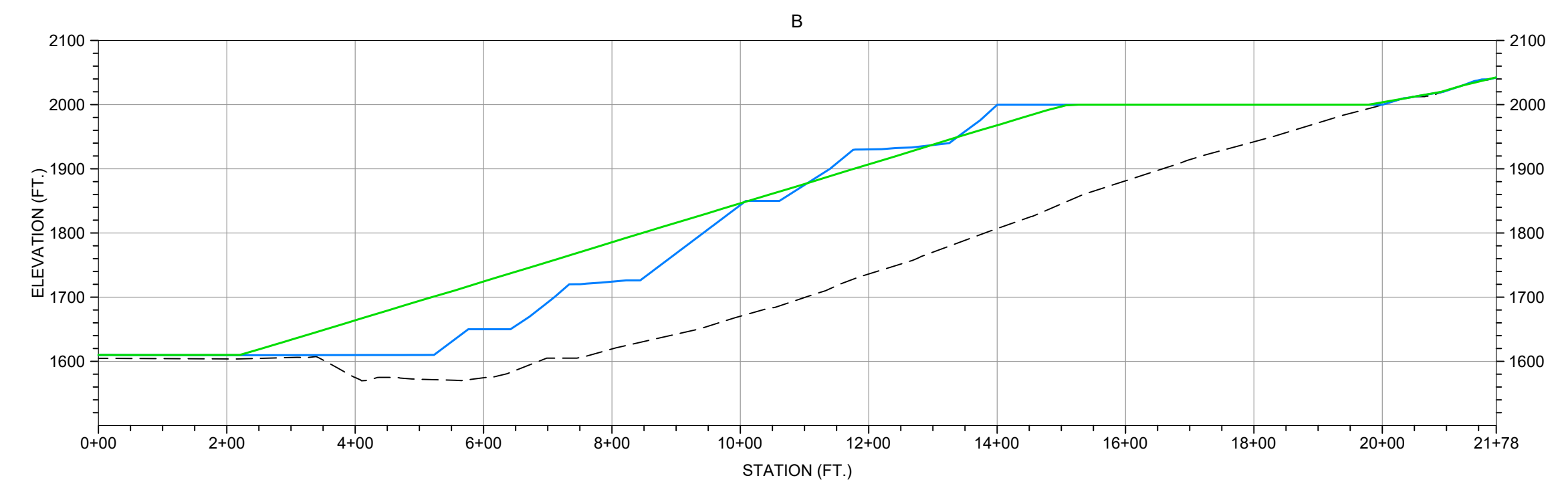
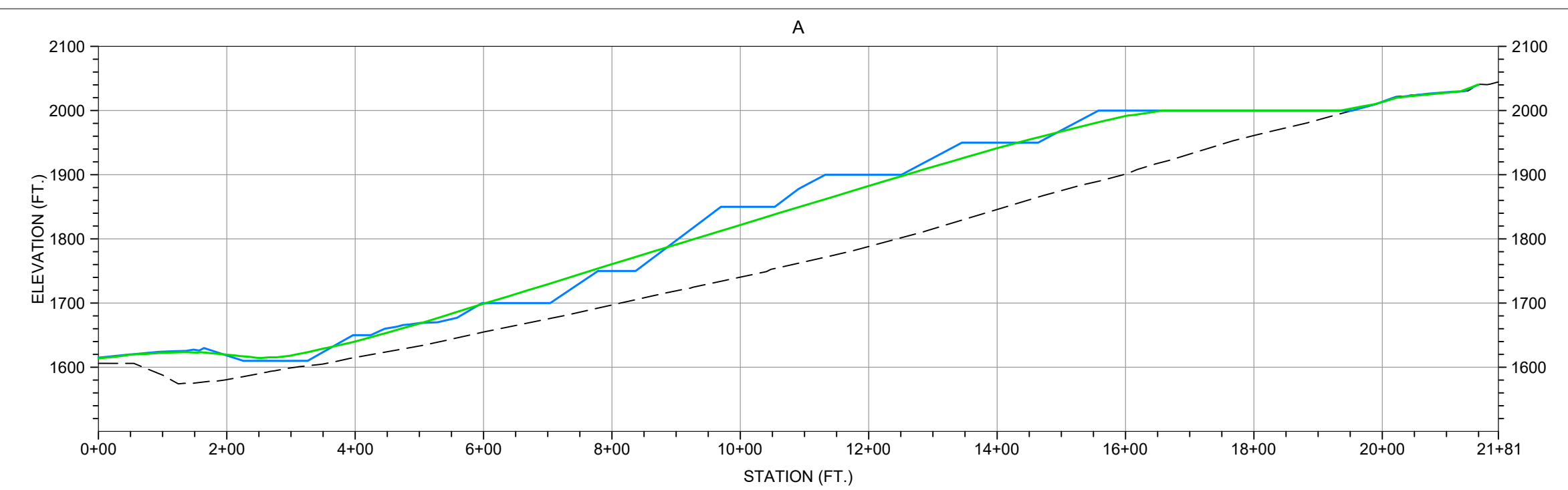


The design depicted on this figure is conceptual and is intended to be used for costing purposes for the development of the financial assurance estimate. The current configuration of this section of YPWRD can not be reclaimed using conventional methods for waste rock dump closure, i.e. using a dozer to reslope benches. In the event of an early closure scenario, waste rock must be deposited as shown (or similar) in order to properly reclaim at the desired slope. Mine planning, permitting and geotechnical design will be performed prior to end of mining, to develop a more practical design and closure scenario. An amendment to the Plan of Operations and Reclamation and Closure plan will be provided when a design has been developed by FGMI.



Cut/Fill Summary

Name	Cut Factor	Fill Factor	2d Area	Cut	Fill	Net
VOL-AREA 1	1.000	1.000	1165112.58 Sq. Ft.	254274.98 Cu. Yd.	255073.06 Cu. Yd.	798.07 Cu. Yd.<Fill>
VOL-AREA 2	1.000	1.000	1505001.72 Sq. Ft.	405473.54 Cu. Yd.	555784.93 Cu. Yd.	150311.38 Cu. Yd.<Fill>
VOL-AREA 3	1.000	1.000	1190795.86 Sq. Ft.	505139.44 Cu. Yd.	409227.48 Cu. Yd.	95911.96 Cu. Yd.<Cut>
VOL-AREA 4	1.000	1.000	1043394.30 Sq. Ft.	451485.18 Cu. Yd.	407153.32 Cu. Yd.	44331.87 Cu. Yd.<Cut>
VOL-AREA 5	1.000	1.000	922725.34 Sq. Ft.	308215.66 Cu. Yd.	262004.23 Cu. Yd.	46211.43 Cu. Yd.<Cut>
Totals			5827029.81 Sq. Ft.	1924588.81 Cu. Yd.	1889243.01 Cu. Yd.	35345.80 Cu. Yd.<Cut>



REVISIONS		
REV.	DESCRIPTION	DATE

DESIGN: IJC	REVIEWED: IJC
DRAWN: ML	APPROVED: IJC
COORDINATE SYSTEM:	
FK MINE GRID	
<small>IF THE ABOVE BAR DOES NOT MEASURE 1 INCH, THE DRAWING SCALE IS ALTERED</small>	

DESIGNED BY: **srk consulting**

PREPARED FOR: **KINROSS Fort Knox**

DRAWING TITLE: **Roman Hill Waste Rock Dump SRCE Inputs**

PROJECT: **Conceptual Roman Hill Waste Rock Dump Regrade @ 3:1 2025 Financial Assurance SRCE Inputs**

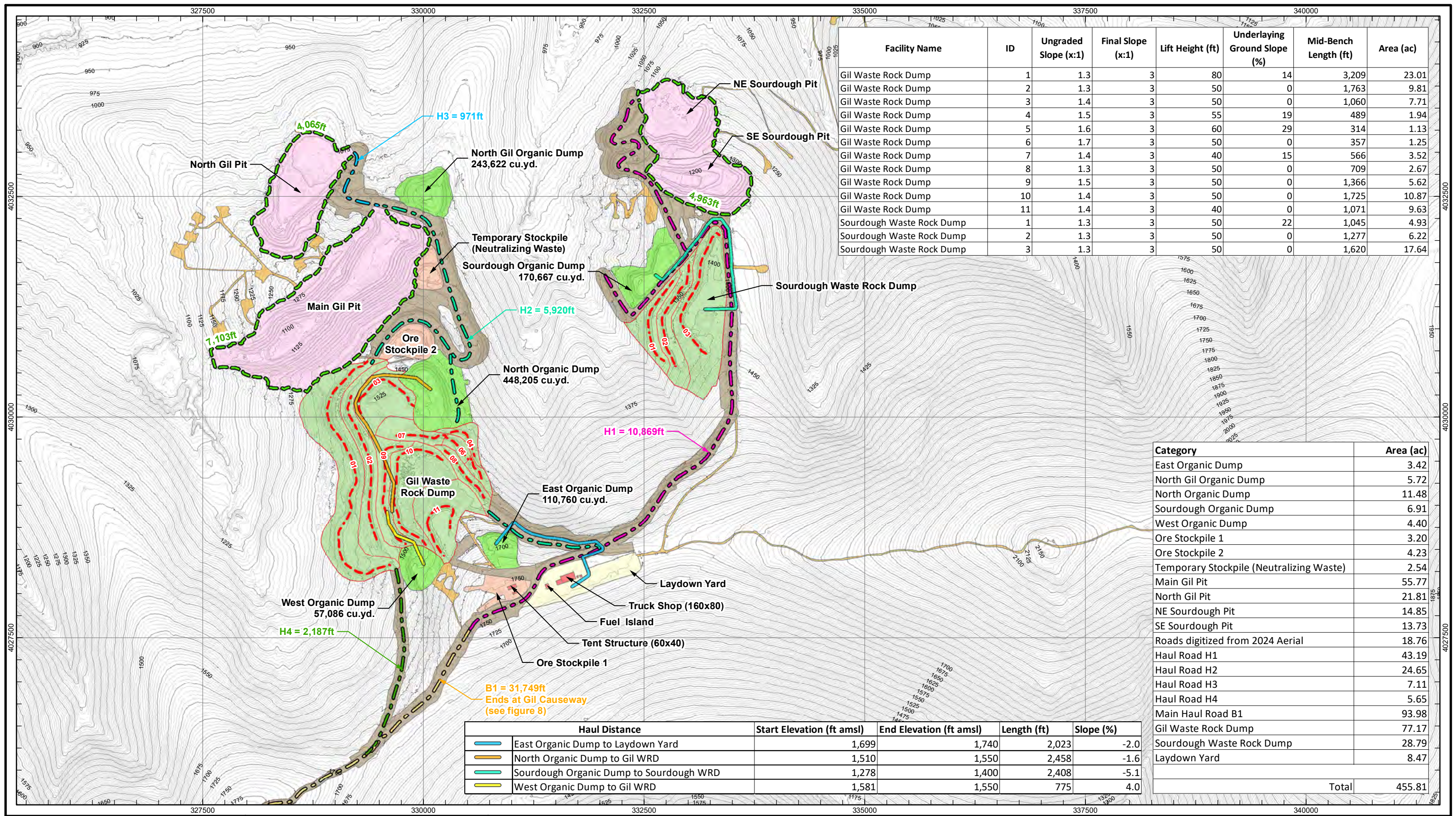
ISSUE: **DRAFT**

DATE: **2/11/2026**

SRK PROJECT NO.: **USPR001941**

REVISION: **A**

DRAWING NO.: **Figure 13**



Facility Name	ID	Ungraded Slope (x:1)	Final Slope (x:1)	Lift Height (ft)	Underlying Ground Slope (%)	Mid-Bench Length (ft)	Area (ac)
Gil Waste Rock Dump	1	1.3	3	80	14	3,209	23.01
Gil Waste Rock Dump	2	1.3	3	50	0	1,763	9.81
Gil Waste Rock Dump	3	1.4	3	50	0	1,060	7.71
Gil Waste Rock Dump	4	1.5	3	55	19	489	1.94
Gil Waste Rock Dump	5	1.6	3	60	29	314	1.13
Gil Waste Rock Dump	6	1.7	3	50	0	357	1.25
Gil Waste Rock Dump	7	1.4	3	40	15	566	3.52
Gil Waste Rock Dump	8	1.3	3	50	0	709	2.67
Gil Waste Rock Dump	9	1.5	3	50	0	1,366	5.62
Gil Waste Rock Dump	10	1.4	3	50	0	1,725	10.87
Gil Waste Rock Dump	11	1.4	3	40	0	1,071	9.63
Sourdough Waste Rock Dump	1	1.3	3	50	22	1,045	4.93
Sourdough Waste Rock Dump	2	1.3	3	50	0	1,277	6.22
Sourdough Waste Rock Dump	3	1.3	3	50	0	1,620	17.64

Category	Area (ac)
East Organic Dump	3.42
North Gil Organic Dump	5.72
North Organic Dump	11.48
Sourdough Organic Dump	6.91
West Organic Dump	4.40
Ore Stockpile 1	3.20
Ore Stockpile 2	4.23
Temporary Stockpile (Neutralizing Waste)	2.54
Main Gil Pit	55.77
North Gil Pit	21.81
NE Sourdough Pit	14.85
SE Sourdough Pit	13.73
Roads digitized from 2024 Aerial	18.76
Haul Road H1	43.19
Haul Road H2	24.65
Haul Road H3	7.11
Haul Road H4	5.65
Main Haul Road B1	93.98
Gil Waste Rock Dump	77.17
Sourdough Waste Rock Dump	28.79
Laydown Yard	8.47
Total	455.81

Haul Distance	Start Elevation (ft amsl)	End Elevation (ft amsl)	Length (ft)	Slope (%)
East Organic Dump to Laydown Yard	1,699	1,740	2,023	-2.0
North Organic Dump to Gil WRD	1,510	1,550	2,458	-1.6
Sourdough Organic Dump to Sourdough WRD	1,278	1,400	2,408	-5.1
West Organic Dump to Gil WRD	1,581	1,550	775	4.0

KINROSS Fort Knox

Figure 14

Date: October 2025

Gil Project
2025 Financial Assurance SRCE Inputs

LEGEND:

- Building
- Ore Stockpile
- Waste Rock Dump (Regraded Footprint)
- Pit
- Growth Media
- Haul Road
- Access Road
- Yard
- Pit Berm
- Mid-Bench
- Mid-Bench Area
- Haul Roads: B1, H1, H2, H3, H4

N

1"=1,000'

0 500 1000 1500 2000

NAD 1927 StatePlane Alaska 3 FIPS 5003

**Appendix B Standardized Reclamation Cost Estimator
(SRCE) Model and Cost Data File (CDF)
(delivered electronically)**

Appendix C

**State of Alaska Memorandum of
Understanding - Recommended Rate of
Return for Mine Post-Closure Costs**

MEMORANDUM

STATE OF ALASKA DEPARTMENT OF REVENUE Treasury Division

To: Rick Fredericksen
Natural Resource Manager

Date: March 9, 2009

From: Pamela Green 
State Comptroller

Telephone: 907-465-3751

Subject: Recommended 4.3% real rate of return for Red Dog Mine funds

Teck Cominco Alaska Inc. (Teck) is in the process of finalizing discussions with the Department of Natural Resources (DNR) for post-closure water treatment and monitoring costs of the Red Dog Mine site. The Department of Revenue has been asked to provide an estimated real rate of return to determine the amount of money needed to cover total treatment and monitoring costs assuming that all funds are received up front and managed by the portfolio management staff of the Treasury division.

Portfolio management staff relies on capital market assumptions provided by Callan Associates, Treasury's investment advisor, to develop proposed asset allocations and corresponding targeted performance for funds that it manages. In the case of funds where the objective is to invest the proceeds pending drawdown, the strategy is to minimize the probability of investment loss. The scenario you provided contemplates a fund of approximately \$350 million that would require an approximate drawdown of \$16 million annually. In order to develop a proposed estimated real rate of return, we reviewed the asset allocations of similar funds managed by Treasury, assessed the proposed fund's risk tolerance and ran various analyses to identify an asset mix that results in an optimum target rate of return. The outcome is a targeted nominal rate of return of 8%, using an asset allocation of 44% fixed income, 40% domestic equity and 16% international equity. This rate of return is comparable to the targets of other funds of similar risk tolerance.

In order to determine the 4.3% real rate of return, we applied a long term inflation rate of 3.5%, as recommended by actuaries, Buck Consultants, and estimated management and treasury fees of .2%.

Should DNR determine that a fund should be established, it is recommended that a memorandum of understanding be finalized and an update of this analysis performed. Final asset allocations would require the approval by the Commissioner of Revenue, as the fiduciary of state funds.

cc: Jerry Burnett, Deputy Commissioner
Gary Bader, Chief Investment Officer

Appendix D Cost Source Data

NC Machinery

Alaska Mining Accounts

Fairbanks Alaska

Equipment Monthly Rate Hrs/mo Double time rate hrs/mo

Bulldozers				
D6T	18000	200	36000	unlimited
D6R w/ Winch	14800	200	29600	unlimited
D7E	20000	200	40000	unlimited
D8T	32500	200	65000	unlimited
D9T	42500	200	85000	unlimited
D10T2	56000	200	112000	unlimited
D11T	67000	200	134000	unlimited

Motor Graders				
12M2	12500	200	25000	unlimited
14M	19000	200	38000	unlimited
16M3	34000	200	68000	unlimited
24M	65000	200	130000	unlimited

Track Excavators				
312F	7930	200	11895	400
320F	10820	200	16230	400
325F	12500	200	25000	unlimited
330F	14500	200	29000	unlimited
349F	21500	200	43000	unlimited
374F	28500	200	57000	unlimited
390F	32000	200	64000	unlimited

Wheeled Loaders				
926M	8025	200	12040	400
930M	9165	200	13750	400
950M	11160	200	16740	400
966M	16500	200	33000	unlimited
972M	18000	200	36000	unlimited
980M	21000	200	42000	unlimited
988K	36000	200	72000	unlimited
990K	NA			
992	NA			
994K	NA			

Hydraulic Hammers				
H120Es (fits 325)	9025	200	13540	400
H160Es (fits 349)	11500	200	23000	unlimited
H180Es (fits 374/390)	15200	200	30400	unlimited

Demolition Shears				
S3070 (fits 330/349)	NA			

Demolition Grapples				
G320B (fits 325/330)	NA			

Other Equipment				
420F2	5335	200	8005	400
430F2	7600	200	13200	unlimited
CS54B	7680	200	11520	400
CS64B	9000	200	13500	400
CP54B				
CP68B				
Light Truck - 1.5 Ton				
Supervisor's Truck				
Flatbed Truck				
Air Compressor + tools				
Welding Equipment				
Heavy Duty Drill Rig				
Pump (plugging) Drill Rig				
Concrete Pump				
Gas Engine Vibrator				
Generator 5KW- lightw/ 8kw	1200	200	1800	400
HDEP Welder (pipe or liner)				
5 Ton Crane				
20 Ton Crane				
50 Ton Crane				
120 Ton Crane				

Trucks				
725C	17500	200	35000	unlimited
730C	19500	200	39000	unlimited
735C	21500	200	43000	unlimited
740GC	24500	200	49000	unlimited
770G	NA			
773G	NA			
777	NA			
785D				
789D				
793F				
797F				

613E (5,000 gal) 4k truck	8325	200	12490	400
621E (8,000 gal)				
777D H2O Truck				
785C H2O Truck				
Dump Truck (10-12 m3) 6YD	4240	200	6360	400
Tractor/Trailer (18 ton)				
Tractor/Trailer (45 ton)				
Tractor/Trailer (75 ton)				

Nevada Standardized Bond Calculation Source Data

Format Version:	SRCE Data File v1.12
File Name:	Nevada_SRCE_Cost_Data_File_1_12_Std_2024.xlsm
Date:	August 1, 2024
Cost Type:	User Data
Author/Source:	Nevada Division of Environmental Protection (NDEP) & NV BLM

Units of Measure:	Imperial
--------------------------	----------

No. of Bases/Regions:	4
------------------------------	---

Basis/Region	Basis/Region Name	Basis/Region Description
Basis 1	Northern Nevada	Churchill, Douglas, Elko, Eureka, Humboldt, Lander, Lyon, Mineral, Pershing, Storey, Washoe, and White Pine Counties
Basis 2	Southern Nevada	Clark, Esmeralda, Lincoln and Nye Counties
Basis 3	N. Nevada Notice Level	Notice Level Cost Basis for Churchill, Douglas, Elko, Esmeralda, Eureka, Humboldt, Lander, Lyon, Mineral, Pershing, Storey, Washoe, and White Pine Counties
Basis 4	S. Nevada Notice Level	Clark, Esmeralda, Lincoln and Nye Counties
Basis 5		
Basis 6		
Basis 7		
Basis 8		
Basis 9		
Basis 10		
Basis 11		
Basis 12		
Basis 13		
Basis 14		
Basis 15		

Nevada Standardized Bond Calculation Equipment Costs

File Name:	<i>Nevada_SRCE_Cost_Data_File_1_12_Std</i>
Date:	<i>August 1, 2024</i>
Cost Basis:	<i>User Data</i>
Author/Source:	<i>Nevada Division of Environmental Protection (NDEP) & NV BLM</i>

Monthly Rental Basis (operating hrs/ period)	160	160	40	40
--	-----	-----	----	----

MONTHLY EQUIPMENT RATE TABLE [Cost Per Month] ⁽¹⁾

EQUIPMENT TYPE ⁽²⁾	Basis 1	Basis 2	Basis 3	Basis 4
	<i>Northern Nevada</i>	<i>Southern Nevada</i>	<i>N. Nevada Notice Level</i>	<i>S. Nevada Notice Level</i>
Bulldozers				
D6R	\$15,225	\$15,225	\$5,095	\$5,095
D6R w/ Winch				
D7R	\$15,750	\$15,750	\$5,620	\$5,620
D8R	\$25,725	\$25,725	\$10,600	\$10,600
D9R	\$34,125	\$34,125	\$13,475	\$13,475
D10R	\$47,250	\$47,250	\$18,615	\$18,615
D11R	\$67,292	\$67,292	N/A	N/A
Wheeled Dozers				
824G				
834G				
844				
854G				
Motor Graders				
120H	\$14,175	\$14,175	\$4,990	\$4,990
14G/H	\$17,850	\$17,850	\$7,140	\$7,140
16G/H	\$17,325	\$17,325	\$7,015	\$7,015
24M				
Track Excavators				
312C	\$6,775	\$6,775	\$2,540	\$2,540
320C	\$8,400	\$8,400	\$3,045	\$3,045
325C	\$9,975	\$9,975	\$3,635	\$3,635
330C	\$13,650	\$13,650	\$5,430	\$5,430
345B	\$19,425	\$19,425	\$7,875	\$7,875
365BL				
385BL	\$28,350	\$28,350	\$10,990	\$10,990
Scrapers				
631G	\$31,500	\$31,500	\$9,450	\$9,450
637G PP	\$43,683	\$43,683	N/A	N/A
Wheeled Loaders				
924G	\$6,090	\$6,090	\$2,400	\$2,400
928G	\$7,300	\$7,300	\$2,715	\$2,715
950G	\$9,345	\$9,345	\$3,655	\$3,655
966G	\$13,390	\$13,390	\$5,385	\$5,385
972G	\$18,375	\$18,375	\$6,925	\$6,925
980G	\$18,375	\$18,375	\$6,925	\$6,925
988G	\$28,875	\$28,875	\$11,770	\$11,770

Nevada Standardized Bond Calculation Equipment Costs

File Name:	<i>Nevada_SRCE_Cost_Data_File_1_12_Std</i>
Date:	<i>August 1, 2024</i>
Cost Basis:	<i>User Data</i>
Author/Source:	<i>Nevada Division of Environmental Protection (NDEP) & NV BLM</i>

Monthly Rental Basis (operating hrs/ period)	160	160	40	40
--	-----	-----	----	----

990				
992G	\$75,500	\$75,500	N/A	N/A
994D				
L-2350				

Shovels

KOM PC2000				
KOM PC3000				
KOM PC4000				
KOM PC5500				
KOM PC8000				

Hydraulic Hammers

H-120 (fits 325)	\$11,025	\$11,025	\$4,410	\$4,410
H-160 (fits 345)	\$13,125	\$13,125	\$6,040	\$6,040
H-180 (fits 365/385)	\$16,800	\$16,800	\$6,930	\$6,930

Demolition Shears

S340 (fits 322/325/330)				
S365 (fits 330/345)				
S390 (fits 365/385)				

Demolition Grapples

G315 (fits 322/325)				
G320 (fits 325/330)				
G330 (fits 345/365)				

Other Equipment

420D 4WD Backhoe	\$4,095	\$4,095	\$1,430	\$1,430
428D 4WD Backhoe	\$4,570	\$4,570	\$1,925	\$1,925
CS533E Vibratory Roller	\$3,124	\$3,124	\$710	\$710
CS663E Vibratory Roller				
CP533E Sheepsfoot Compactor				
CP663E Sheepsfoot Compactor				
Light Truck - 1.5 Ton	\$8,954	\$8,954	\$2,035	\$2,035

Nevada Standardized Bond Calculation Equipment Costs

File Name:	<i>Nevada_SRCE_Cost_Data_File_1_12_Std</i>
Date:	<i>August 1, 2024</i>
Cost Basis:	<i>User Data</i>
Author/Source:	<i>Nevada Division of Environmental Protection (NDEP) & NV BLM</i>

Monthly Rental Basis (operating hrs/ period)	160	160	40	40
--	------------	------------	-----------	-----------

Supervisor's Truck	\$5,016	\$5,016	\$1,140	\$1,140
Flatbed Truck	\$8,954	\$8,954	\$2,035	\$2,035
Air Compressor + tools	\$6,185	\$6,185	\$1,406	\$1,406
Welding Equipment	\$3,489	\$3,489	\$793	\$793
Heavy Duty Drill Rig	\$30,426	\$30,426	\$6,915	\$6,915
Pump (plugging) Drill Rig	\$30,426	\$30,426	\$6,915	\$6,915
Concrete Pump	\$18,370	\$18,370	\$4,175	\$4,175
Gas Engine Vibrator	\$664	\$664	\$151	\$151
Generator 5KW	\$1,908	\$1,908	\$434	\$434
HDEP Welder (pipe or liner)	\$7,370	\$7,370	\$1,675	\$1,675
5 Ton Crane	\$8,510	\$8,510	\$1,934	\$1,934
20 Ton Crane	\$49,676	\$49,676	\$11,290	\$11,290
50 Ton Crane	\$49,676	\$49,676	\$11,290	\$11,290
120 Ton Crane				

Trucks				
725 (articulated)	\$19,425	\$19,425	\$7,875	\$7,875
730 (articulated)	\$19,425	\$19,425	\$7,875	\$7,875
735 (articulated)	\$19,425	\$19,425	\$7,875	\$7,875
740 (articulated)	\$19,425	\$19,425	\$7,875	\$7,875
769D	\$35,250	\$35,250	N/A	N/A
773E	\$43,500	\$43,500	N/A	N/A
777D	\$68,500	\$68,500	N/A	N/A
785C				
793C				
797B				
613E (5,000 gal) Water Wagon	\$9,171	\$9,171	\$3,629	\$3,629
621E (8,000 gal) Water Wagon	\$15,520	\$15,520	\$6,140	\$6,140
777D Water Truck				
785C Water Truck				
Dump Truck (10-12 yd ³) (5)	\$20,988	\$20,988	\$4,770	\$4,770

NOTES:

(1) Power Equipment Source:	Cashman Equipment Company (July 2024) unless noted	Cashman Equipment Company (July 2024) unless noted	Cashman Equipment Company (July 2024) unless noted	Cashman Equipment Company (July 2024) unless noted
(2) Power Equipment Type:	Catepillar model or equivalent, LeTourneau loader, Komatsu shovels	Catepillar model or equivalent, LeTourneau loader, Komatsu shovels	Catepillar model or equivalent, LeTourneau loader, Komatsu shovels	Catepillar model or equivalent, LeTourneau loader, Komatsu shovels
(3) Drilling Equipment Source:	RS Means Heavy Construction (2024 Q2)	RS Means Heavy Construction (2024 Q2)	RS Means Heavy Construction (2024 Q2)	RS Means Heavy Construction (2024 Q2)
(4) Other Equipment Source:	RS Means Heavy Construction (2024 Q2)	RS Means Heavy Construction (2024 Q2)	RS Means Heavy Construction (2024 Q2)	RS Means Heavy Construction (2024 Q2)

Nevada Standardized Bond Calculation

Equipment Costs

File Name:	<i>Nevada_SRCE_Cost_Data_File_1_12_Std</i>
Date:	<i>August 1, 2024</i>
Cost Basis:	<i>User Data</i>
Author/Source:	<i>Nevada Division of Environmental Protection (NDEP) & NV BLM</i>

Monthly Rental Basis (operating hrs/ period)	160	160	40	40
--	-----	-----	----	----

PREVENTATIVE MAINTENANCE COST [Cost Per Hour] ⁽¹⁾

EQUIPMENT TYPE	Basis 1	Basis 2	Basis 3	Basis 4
	<i>Northern Nevada</i>	<i>Southern Nevada</i>	<i>N. Nevada Notice Level</i>	<i>S. Nevada Notice Level</i>
Bulldozers				
D6R	\$10.74	\$10.74	\$10.74	\$10.74
D6R w/ Winch				
D7R	\$10.74	\$10.74	\$10.74	\$10.74
D8R	\$11.33	\$11.33	\$11.33	\$11.33
D9R	\$12.92	\$12.92	\$12.92	\$12.92
D10R	\$15.20	\$15.20	\$15.20	\$15.20
D11R	\$22.57	\$22.57	N/A	N/A
Wheeled Dozers				
824G				
834G				
844				
854G				
Motor Graders				
120H	\$6.53	\$6.53	\$6.53	\$6.53
14G/H	\$8.13	\$8.13	\$8.13	\$8.13
16G/H	\$8.50	\$8.50	\$8.50	\$8.50
24M				
Track Excavators				
312C	\$6.14	\$6.14	\$6.14	\$6.14
320C	\$6.54	\$6.54	\$6.54	\$6.54
325C	\$6.59	\$6.59	\$6.59	\$6.59
330C	\$8.12	\$8.12	\$8.12	\$8.12
345B	\$10.78	\$10.78	\$10.78	\$10.78
365BL				

Nevada Standardized Bond Calculation Equipment Costs

File Name:	<i>Nevada_SRCE_Cost_Data_File_1_12_Std</i>
Date:	<i>August 1, 2024</i>
Cost Basis:	<i>User Data</i>
Author/Source:	<i>Nevada Division of Environmental Protection (NDEP) & NV BLM</i>

Monthly Rental Basis (operating hrs/ period)	160	160	40	40
--	-----	-----	----	----

385BL	\$9.04	\$9.04	\$9.04	\$9.04
-------	--------	--------	--------	--------

Scrapers

631G	\$10.89	\$10.89	\$10.89	\$10.89
637G PP	\$25.38	\$25.38	N/A	N/A

Wheeled Loaders

924G	\$5.42	\$5.42	\$5.42	\$5.42
928G	\$5.42	\$5.42	\$5.42	\$5.42
950G	\$7.25	\$7.25	\$7.25	\$7.25
966G	\$7.56	\$7.56	\$7.56	\$7.56
972G	\$8.54	\$8.54	\$8.54	\$8.54
980G	\$8.54	\$8.54	\$8.54	\$8.54
988G	\$16.00	\$16.00	\$16.00	\$16.00
990				
992G	\$17.72	\$17.72	N/A	N/A
994D				
L-2350				

Shovels

KOM PC2000				
KOM PC3000				
KOM PC4000				
KOM PC5500				
KOM PC8000				

Hydraulic Hammers

H-120 (fits 325)	N/A	N/A	N/A	N/A
H-160 (fits 345)	N/A	N/A	N/A	N/A
H-180 (fits 365/385)	N/A	N/A	N/A	N/A

Demolition Shears

S340 (fits 322/325/330)	N/A	N/A	N/A	N/A
S365 (fits 330/345)	N/A	N/A	N/A	N/A
S390 (fits 365/385)	N/A	N/A	N/A	N/A

Demolition Grapples

G315 (fits 322/325)	N/A	N/A	N/A	N/A
G320 (fits 325/330)	N/A	N/A	N/A	N/A
G330 (fits 345/365)	N/A	N/A	N/A	N/A

Other Equipment

420D 4WD Backhoe	\$6.04	\$6.04	\$6.04	\$6.04
428D 4WD Backhoe	\$5.71	\$5.71	\$5.71	\$5.71
CS533E Vibratory Roller				
CS663E Vibratory Roller				
CP533E Sheepsfoot Compactor				
CP663E Sheepsfoot Compactor				
Light Truck - 1.5 Ton				

Nevada Standardized Bond Calculation Equipment Costs

File Name:	<i>Nevada_SRCE_Cost_Data_File_1_12_Std</i>
Date:	<i>August 1, 2024</i>
Cost Basis:	<i>User Data</i>
Author/Source:	<i>Nevada Division of Environmental Protection (NDEP) & NV BLM</i>

Monthly Rental Basis (operating hrs/ period)	160	160	40	40
--	-----	-----	----	----

Supervisor's Truck				
Flatbed Truck				
Air Compressor + tools				
Welding Equipment				
Heavy Duty Drill Rig				
Pump (plugging) Drill Rig				
Concrete Pump				
Gas Engine Vibrator				
Generator 5KW				
HDEP Welder (pipe or liner)				
5 Ton Crane				
20 Ton Crane				
50 Ton Crane				
120 Ton Crane				

Trucks				
725 (articulated)	\$12.01	\$12.01	\$12.01	\$12.01
730 (articulated)	\$12.01	\$12.01	\$12.01	\$12.01
735 (articulated)	\$12.01	\$12.01	\$12.01	\$12.01
740 (articulated)	\$12.01	\$12.01	\$12.01	\$12.01
769D	\$8.89	\$8.89	N/A	N/A
773E	\$11.01	\$11.01	N/A	N/A
777D	\$15.75	\$15.75	N/A	N/A
785C				
793C				
797B				
613E (5,000 gal) Water Wagon	\$7.20	\$7.20	\$7.20	\$7.20
621E (8,000 gal) Water Wagon	\$10.19	\$10.19	\$10.19	\$10.19
777D Water Truck				
785C Water Truck				
Dump Truck (10-12 yd3) (5)	\$12.01	\$12.01	\$12.01	\$12.01

Nevada Standardized Bond Calculation Equipment Costs

File Name:	<i>Nevada_SRCE_Cost_Data_File_1_12_Std</i>
Date:	<i>August 1, 2024</i>
Cost Basis:	<i>User Data</i>
Author/Source:	<i>Nevada Division of Environmental Protection (NDEP) & NV BLM</i>

Monthly Rental Basis (operating hrs/ period)	160	160	40	40
--	-----	-----	----	----

(1) PM Source:	Cashman Equipment Company (July 2024) unless noted	Cashman Equipment Company (July 2024) unless noted	Cashman Equipment Company (July 2024) unless noted	Cashman Equipment Company (July 2024) unless noted
----------------	--	--	--	--

G.E.T CONSUMPTION [Cost Per Hour] (1) (Wear Items)

EQUIPMENT TYPE	Basis 1	Basis 2	Basis 3	Basis 4
	<i>Northern Nevada</i>	<i>Southern Nevada</i>	<i>N. Nevada Notice Level</i>	<i>S. Nevada Notice Level</i>
Bulldozers				
D6R	\$7.11	\$7.11	\$7.11	\$7.11
D6R w/ Winch				
D7R	\$7.11	\$7.11	\$7.11	\$7.11
D8R	\$13.82	\$13.82	\$13.82	\$13.82
D9R	\$21.50	\$21.50	\$21.50	\$21.50
D10R	\$30.09	\$30.09	\$30.09	\$30.09
D11R	\$47.90	\$47.90	N/A	N/A
Wheeled Dozers				
824G				
834G				
844				
854G				
Motor Graders				
120H	\$14.80	\$14.80	\$14.80	\$14.80
14G/H	\$21.39	\$21.39	\$21.39	\$21.39
16G/H	\$29.21	\$29.21	\$29.21	\$29.21
24M				
Track Excavators				
312C	\$5.53	\$5.53	\$5.53	\$5.53
320C	\$6.38	\$6.38	\$6.38	\$6.38
325C	\$8.06	\$8.06	\$8.06	\$8.06
330C	\$8.87	\$8.87	\$8.87	\$8.87
345B	\$9.07	\$9.07	\$9.07	\$9.07
365BL				
385BL	\$18.57	\$18.57	\$18.57	\$18.57
Scrapers				
631G	\$11.64	\$11.64	\$11.64	\$11.64
637G PP	\$20.36	\$20.36	N/A	N/A
Wheeled Loaders				
924G	\$6.34	\$6.34	\$6.34	\$6.34
928G	\$7.76	\$7.76	\$7.76	\$7.76

Nevada Standardized Bond Calculation Equipment Costs

File Name:	<i>Nevada_SRCE_Cost_Data_File_1_12_Std</i>
Date:	<i>August 1, 2024</i>
Cost Basis:	<i>User Data</i>
Author/Source:	<i>Nevada Division of Environmental Protection (NDEP) & NV BLM</i>

Monthly Rental Basis (operating hrs/ period)	160	160	40	40
--	-----	-----	----	----

950G	\$11.81	\$11.81	\$11.81	\$11.81
966G	\$14.81	\$14.81	\$14.81	\$14.81
972G	\$18.77	\$18.77	\$18.77	\$18.77
980G	\$18.77	\$18.77	\$18.77	\$18.77
988G	\$20.11	\$20.11	\$20.11	\$20.11
990				
992G	\$46.17	\$46.17	N/A	N/A
994D				
L-2350				

Shovels				
KOM PC2000				
KOM PC3000				
KOM PC4000				
KOM PC5500				
KOM PC8000				

Hydraulic Hammers				
H-120 (fits 325)	\$6.85	\$6.85	\$6.85	\$6.85
H-160 (fits 345)	\$7.72	\$7.72	\$7.72	\$7.72
H-180 (fits 365/385)	\$10.87	\$10.87	\$10.87	\$10.87

Demolition Shears				
S340 (fits 322/325/330)				
S365 (fits 330/345)				
S390 (fits 365/385)				

Demolition Grapples				
G315 (fits 322/325)				
G320 (fits 325/330)				
G330 (fits 345/365)				

Other Equipment				
420D 4WD Backhoe	\$4.93	\$4.93	\$4.93	\$4.93
428D 4WD Backhoe	\$5.07	\$5.07	\$5.07	\$5.07

Nevada Standardized Bond Calculation Equipment Costs

File Name:	<i>Nevada_SRCE_Cost_Data_File_1_12_Std</i>
Date:	<i>August 1, 2024</i>
Cost Basis:	<i>User Data</i>
Author/Source:	<i>Nevada Division of Environmental Protection (NDEP) & NV BLM</i>

Monthly Rental Basis (operating hrs/ period)	160	160	40	40
--	------------	------------	-----------	-----------

CS533E Vibratory Roller	N/A	N/A	N/A	N/A
CS663E Vibratory Roller	N/A	N/A	N/A	N/A
CP533E Sheepsfoot Compactor	N/A	N/A	N/A	N/A
CP663E Sheepsfoot Compactor	N/A	N/A	N/A	N/A
Light Truck - 1.5 Ton	N/A	N/A	N/A	N/A
Supervisor's Truck	N/A	N/A	N/A	N/A
Flatbed Truck	N/A	N/A	N/A	N/A
Air Compressor + tools	N/A	N/A	N/A	N/A
Welding Equipment	N/A	N/A	N/A	N/A
Heavy Duty Drill Rig	N/A	N/A	N/A	N/A
Pump (plugging) Drill Rig	N/A	N/A	N/A	N/A
Concrete Pump	N/A	N/A	N/A	N/A
Gas Engine Vibrator	N/A	N/A	N/A	N/A
Generator 5KW	N/A	N/A	N/A	N/A
HDEP Welder (pipe or liner)	N/A	N/A	N/A	N/A
5 Ton Crane	N/A	N/A	N/A	N/A
20 Ton Crane	N/A	N/A	N/A	N/A
50 Ton Crane	N/A	N/A	N/A	N/A
120 Ton Crane	N/A	N/A	N/A	N/A

Trucks				
725 (articulated)	\$4.42	\$4.42	\$4.42	\$4.42
730 (articulated)	\$4.42	\$4.42	\$4.42	\$4.42
735 (articulated)	\$4.42	\$4.42	\$4.42	\$4.42
740 (articulated)	\$4.42	\$4.42	\$4.42	\$4.42
769D	\$4.94	\$4.94	N/A	N/A
773E	\$5.55	\$5.55	N/A	N/A
777D	\$6.19	\$6.19	N/A	N/A
785C				
793C				
797B				
613E (5,000 gal) Water Wagon				
621E (8,000 gal) Water Wagon				
777D Water Truck				
785C Water Truck				
Dump Truck (10-12 yd3) (5)	\$4.42	\$4.42	\$4.42	\$4.42

Notes: (1) G.E.T. Source:	Cashman Equipment Company (July 2024) unless noted	Cashman Equipment Company (July 2024) unless noted	Cashman Equipment Company (July 2024) unless noted	Cashman Equipment Company (July 2024) unless noted

TIRE COST TABLE [Cost Per Tire^(1,2,3)]				
	Basis 1	Basis 2	Basis 3	Basis 4

Nevada Standardized Bond Calculation

Equipment Costs

File Name:	<i>Nevada_SRCE_Cost_Data_File_1_12_Std</i>
Date:	<i>August 1, 2024</i>
Cost Basis:	<i>User Data</i>
Author/Source:	<i>Nevada Division of Environmental Protection (NDEP) & NV BLM</i>

Monthly Rental Basis (operating hrs/ period)	160	160	40	40
--	-----	-----	----	----

EQUIPMENT TYPE	<i>Northern Nevada</i>	<i>Southern Nevada</i>	<i>N. Nevada Notice Level</i>	<i>S. Nevada Notice Level</i>
Bulldozers				
D6R	N/A	N/A	N/A	N/A
D6R w/ Winch	N/A	N/A	N/A	N/A
D7R	N/A	N/A	N/A	N/A
D8R	N/A	N/A	N/A	N/A
D9R	N/A	N/A	N/A	N/A
D10R	N/A	N/A	N/A	N/A
D11R	N/A	N/A	N/A	N/A
Wheeled Dozers				
824G				
834G				
844				
854G				
Motor Graders				
120H	\$4,985.00	\$4,985.00	\$4,985.00	\$4,985.00
14G/H	\$7,385.00	\$7,385.00	\$7,385.00	\$7,385.00
16G/H	\$10,240.00	\$10,240.00	\$10,240.00	\$10,240.00
24M				
Track Excavators				
312C	N/A	N/A	N/A	N/A
320C	N/A	N/A	N/A	N/A
325C	N/A	N/A	N/A	N/A
330C	N/A	N/A	N/A	N/A
345B	N/A	N/A	N/A	N/A
365BL	N/A	N/A	N/A	N/A
385BL	N/A	N/A	N/A	N/A
Scrapers				
631G	\$20,900.00	\$20,900.00	\$20,900.00	\$20,900.00
637G PP	\$20,900.00	\$20,900.00	N/A	N/A

Nevada Standardized Bond Calculation Equipment Costs

File Name:	<i>Nevada_SRCE_Cost_Data_File_1_12_Std</i>
Date:	<i>August 1, 2024</i>
Cost Basis:	<i>User Data</i>
Author/Source:	<i>Nevada Division of Environmental Protection (NDEP) & NV BLM</i>

Monthly Rental Basis (operating hrs/ period)	160	160	40	40
--	-----	-----	----	----

Wheeled Loaders				
924G	\$5,560.00	\$5,560.00	\$5,560.00	\$5,560.00
928G	\$5,560.00	\$5,560.00	\$5,560.00	\$5,560.00
950G	\$9,080.00	\$9,080.00	\$9,080.00	\$9,080.00
966G	\$13,310.00	\$13,310.00	\$13,310.00	\$13,310.00
972G	\$13,310.00	\$13,310.00	\$13,310.00	\$13,310.00
980G	\$16,575.00	\$16,575.00	\$16,575.00	\$16,575.00
988G	\$19,770.00	\$19,770.00	\$19,770.00	\$19,770.00
990				
992G	\$39,040.00	\$39,040.00	N/A	N/A
994D				
L-2350				
Shovels				
KOM PC2000	N/A	N/A	N/A	N/A
KOM PC3000	N/A	N/A	N/A	N/A
KOM PC4000	N/A	N/A	N/A	N/A
KOM PC5500	N/A	N/A	N/A	N/A
KOM PC8000	N/A	N/A	N/A	N/A
Hydraulic Hammers				
H-120 (fits 325)	N/A	N/A	N/A	N/A
H-160 (fits 345)	N/A	N/A	N/A	N/A
H-180 (fits 365/385)	N/A	N/A	N/A	N/A
Demolition Shears				
S340 (fits 322/325/330)	N/A	N/A	N/A	N/A
S365 (fits 330/345)	N/A	N/A	N/A	N/A
S390 (fits 365/385)	N/A	N/A	N/A	N/A
Demolition Grapples				
G315 (fits 322/325)	N/A	N/A	N/A	N/A
G320 (fits 325/330)	N/A	N/A	N/A	N/A
G330 (fits 345/365)	N/A	N/A	N/A	N/A
Other Equipment				
420D 4WD Backhoe	\$1,190.00	\$1,190.00	\$1,190.00	\$1,190.00
428D 4WD Backhoe	\$1,190.00	\$1,190.00	\$1,190.00	\$1,190.00
CS533E Vibratory Roller	N/A	N/A	N/A	N/A
CS663E Vibratory Roller	N/A	N/A	N/A	N/A
CP533E Sheepsfoot Compactor	N/A	N/A	N/A	N/A
CP663E Sheepsfoot Compactor	N/A	N/A	N/A	N/A
Light Truck - 1.5 Ton	\$304.00	\$304.00	\$304.00	\$304.00
Supervisor's Truck	\$304.00	\$304.00	\$304.00	\$304.00
Flatbed Truck	\$304.00	\$304.00	\$304.00	\$304.00
Air Compressor + tools	N/A	N/A	N/A	N/A
Welding Equipment	N/A	N/A	N/A	N/A

Nevada Standardized Bond Calculation Equipment Costs

File Name:	<i>Nevada_SRCE_Cost_Data_File_1_12_Std</i>
Date:	<i>August 1, 2024</i>
Cost Basis:	<i>User Data</i>
Author/Source:	<i>Nevada Division of Environmental Protection (NDEP) & NV BLM</i>

Monthly Rental Basis (operating hrs/ period)	160	160	40	40
--	-----	-----	----	----

Heavy Duty Drill Rig				
Pump (plugging) Drill Rig				
Concrete Pump	N/A	N/A	N/A	N/A
Gas Engine Vibrator	N/A	N/A	N/A	N/A
Generator 5KW	N/A	N/A	N/A	N/A
HDEP Welder (pipe or liner)	N/A	N/A	N/A	N/A
5 Ton Crane				
20 Ton Crane				
50 Ton Crane				
120 Ton Crane				

Trucks				
725 (articulated)	\$5,975.00	\$5,975.00	\$5,975.00	\$5,975.00
730 (articulated)	\$5,975.00	\$5,975.00	\$5,975.00	\$5,975.00
735 (articulated)	\$7,340.00	\$7,340.00	\$7,340.00	\$7,340.00
740 (articulated)	\$9,200.00	\$9,200.00	\$9,200.00	\$9,200.00
769D	\$6,610.00	\$6,610.00	N/A	N/A
773E	\$13,270.00	\$13,270.00	N/A	N/A
777D	\$14,230.00	\$14,230.00	N/A	N/A
785C				
793C				
797B				
613E (5,000 gal) Water Wagon	\$4,465.00	\$4,465.00	\$4,465.00	\$4,465.00
621E (8,000 gal) Water Wagon	\$10,940.00	\$10,940.00	\$10,940.00	\$10,940.00
777D Water Truck				
785C Water Truck				
Dump Truck (10-12 yd3) (5)	\$790.00	\$790.00	\$790.00	\$790.00

Notes:				
(1) Unit Cost Basis:	Cost per set	Cost per set	Cost per set	Cost per set
(2) Cost Basis:	Total cost for all required tires.	Total cost for all required tires.	Total cost for all required tires.	Total cost for all required tires.
(3) Tire Cost Source:	Purcell Tire Quote: 2024	Purcell Tire Quote: 2024	Purcell Tire Quote: 2024	Purcell Tire Quote: 2024
(4) Tire Wear Source (defined in model):	Caterpillar Handbook, Edition 35; Ch. 20	Caterpillar Handbook, Edition 35; Ch. 20	Caterpillar Handbook, Edition 35; Ch. 20	Caterpillar Handbook, Edition 35; Ch. 20

Nevada Standardized Bond Calculation Labor Rates

File Name:	<i>Nevada_SRCE_Cost_Data_File_1_12_Sto</i>
Date:	<i>August 1, 2024</i>
Cost Basis:	<i>User Data</i>
Author/Source:	<i>Nevada Division of Environmental Protection (NDEP) & NV BLM</i>

HOURLY LABOR RATE TABLE								
EQUIPMENT TYPE ⁽¹⁾ OR JOB DESCRIPTION	Basis 1		Basis 2		Basis 3		Basis 4	
	<i>Northern Nevada</i>		<i>Southern Nevada</i>		<i>N. Nevada Notice Level</i>		<i>S. Nevada Notice Level</i>	
Demolition Shears								
S340 (fits 322/325/330)								
S365 (fits 330/345)								
S390 (fits 365/385)								
Demolition Grapples								
G315 (fits 322/325)								
G320 (fits 325/330)								
G330 (fits 345/365)								

Nevada Standardized Bond Calculation Reclamation Material Costs

File Name:	<i>Nevada_SRCE_Cost_Data_File_</i>
Date:	<i>August 1, 2024</i>
Cost Basis:	<i>User Data</i>
Author/Source:	<i>Nevada Division of Environmental Protection (NDEP) & NV BLM</i>

RECLAMATION MATERIAL COST TABLE

MATERIAL TYPE	Units	Basis 1	Basis 2	Basis 3	Basis 4
		<i>Northern Nevada</i>	<i>Southern Nevada</i>	<i>N. Nevada Notice Level</i>	<i>S. Nevada Notice Level</i>
Revegetation Materials					
Seed Mixes					
Seed Mix	Units				
None					
Mix 1	Cost/Acre	\$302.50	\$302.50	\$302.50	\$302.50
Mix 2	Cost/Acre	\$332.75	\$332.75	\$332.75	\$332.75
Mix 3	Cost/Acre	\$363.00	\$363.00	\$363.00	\$363.00
Mix 4	Cost/Acre	\$393.25	\$393.25	\$393.25	\$393.25
User Mix 1	Cost/Acre				
User Mix 2	Cost/Acre				
User Mix 3	Cost/Acre				
User Mix 4	Cost/Acre				
User Mix 5 (see Seed Mix sheet)	Cost/Acre				
Notes:					
Mulch					
Item	Units				
None					
Straw Mulch	Cost/lb	\$0.21	\$0.21	\$0.21	\$0.21
Hydro Mulch	Cost/lb	\$0.39	\$0.39	\$0.39	\$0.39
Timber Mulch	Cost/lb				
	Cost/lb				
	Cost/lb				
Notes:		Straw Spec 60 lb. bale, Cert. weed free, (Projected from 2019 quote)100 bales per load	Straw Spec 60 lb. bale, Cert. weed free, (Projected from 2019 quote)100 bales per load	Straw Spec 60 lb. bale, Cert. weed free, (Projected from 2019 quote)100 bales per load	Straw Spec 60 lb. bale, Cert. weed free, (Projected from 2019 quote)100 bales per load
Notes:		Granite Seed \$780 per Ton in 50 lb bag Wood (Hydro) Mulch (2024)	Granite Seed \$780 per Ton in 50 lb bag Wood (Hydro) Mulch (2024)	Granite Seed \$780 per Ton in 50 lb bag Wood (Hydro) Mulch (2024)	Granite Seed \$780 per Ton in 50 lb bag Wood (Hydro) Mulch (2024)
Amendments					
Item	Units				
None					
Organic Matter	Cost/lb	\$0.85	\$0.85	\$0.85	\$0.85
Treated Sludge	Cost/lb				
Chemical	Cost/lb	\$0.73	\$0.73	\$0.73	\$0.73
	Cost/lb				
	Cost/lb				
	Cost/lb				
Notes:		Granite Seed \$0.850 per lb. in 50 lb. bag, 1 Ton min order Sustain 4-6-4 (2024)	Granite Seed \$0.850 per lb. in 50 lb. bag, 1 Ton min order Sustain 4-6-4 (2024)	Granite Seed \$0.850 per lb. in 50 lb. bag, 1 Ton min order Sustain 4-6-4 (2024)	Granite Seed \$0.850 per lb. in 50 lb. bag, 1 Ton min order Sustain 4-6-4 (2024)
Notes:		Western Nevada Supply \$36.57 per 50 lb. bag 15-15-15 (2024)	Western Nevada Supply \$36.57 per 50 lb. bag 15-15-15 (2024)	Western Nevada Supply \$36.57 per 50 lb. bag 15-15-15 (2024)	Western Nevada Supply \$36.57 per 50 lb. bag 15-15-15 (2024)
Well Abandonment Materials					

Nevada Standardized Bond Calculation Reclamation Material Costs

File Name:	<i>Nevada_SRCE_Cost_Data_File_</i>
Date:	<i>August 1, 2024</i>
Cost Basis:	<i>User Data</i>
Author/Source:	<i>Nevada Division of Environmental Protection (NDEP) & NV BLM</i>

RECLAMATION MATERIAL COST TABLE

MATERIAL TYPE		Basis 1	Basis 2	Basis 3	Basis 4
		<i>Northern Nevada</i>	<i>Southern Nevada</i>	<i>N. Nevada Notice Level</i>	<i>S. Nevada Notice Level</i>
Description	Units				
Cement	50lb bag	\$8.64	\$8.64	\$8.64	\$8.64
Grout (Low Grade Bentonite)	50lb bag	\$11.92	\$11.92	\$11.92	\$11.92
Inert Material/Cuttings	cy				
	Notes:	(1) Jentech Drilling Supply quote (2024) Type I,II Cement at \$16.25 per 94 lb. bag	(1) Jentech Drilling Supply quote (2024) Type I,II Cement at \$16.25 per 94 lb. bag	(1) Jentech Drilling Supply quote (2024) Type I,II Cement at \$16.25 per 94 lb. bag	(1) Jentech Drilling Supply quote (2024) Type I,II Cement at \$16.25 per 94 lb. bag
		(2) Jentech Drilling Supply (2024) 3/8 in. Chunk Bentonite Hole Plug at \$11.92 per 50 lb. bag (5.75 cf/bag at 43 gallons slurry and 12.1% solids)+ 10% for bentonite chips added.	(2) Jentech Drilling Supply (2024) 3/8 in. Chunk Bentonite Hole Plug at \$11.92 per 50 lb. bag (5.75 cf/bag at 43 gallons slurry and 12.1% solids)+ 10% for bentonite chips added.	(2) Jentech Drilling Supply (2024) 3/8 in. Chunk Bentonite Hole Plug at \$11.92 per 50 lb. bag (5.75 cf/bag at 43 gallons slurry and 12.1% solids)+ 10% for bentonite chips added.	(2) Jentech Drilling Supply (2024) 3/8 in. Chunk Bentonite Hole Plug at \$11.92 per 50 lb. bag (5.75 cf/bag at 43 gallons slurry and 12.1% solids)+ 10% for bentonite chips added.

Nevada Standardized Bond Calculation

Misc. Unit Costs

File Name:	Nevada_SRCE_Cost_Data_File_1_12_Std_2024.xlsm
Date:	August 1, 2024
Cost Basis:	User Data
Author/Source:	Nevada Division of Environmental Protection (NDEP) & NV BLM

MISCELLANEOUS COST TABLE									
JOB DESCRIPTION		Basis 1		Basis 2		Basis 3		Basis 4	
		Northern Nevada		Southern Nevada		N. Nevada Notice Level		S. Nevada Notice Level	
REVEGETATION									
Item	Units	Labor	Equip	Labor	Equip	Labor	Equip	Labor	Equip
Seeding - Broadcast Manual ⁽¹⁾	\$/acres	\$175.00	\$100.00	\$175.00	\$100.00	\$175.00	\$100.00	\$175.00	\$100.00
Seeding - Broadcast Mechanical ⁽¹⁾	\$/acres	\$175.00	\$100.00	\$175.00	\$100.00	\$175.00	\$100.00	\$175.00	\$100.00
Seeding - Drill ⁽¹⁾	\$/acres	\$175.00	\$175.00	\$175.00	\$175.00	\$175.00	\$175.00	\$175.00	\$175.00
Seeding - Hydroseeding ⁽¹⁾	\$/acres	\$338.00	\$275.00	\$338.00	\$275.00	\$338.00	\$275.00	\$338.00	\$275.00
Item	Units	Materials		Materials		Materials		Materials	
Shrub Planting - bare root 6-10 in (150- 250mm) ⁽²⁾	ea.								
Tree Planting - bare root 11-16 in (270- 400mm) ⁽³⁾	ea.								
Cactus Planting ⁽⁴⁾	ea.								
NOTES:									
	(1) Seeding Source:	Source: Kelley Erosion Control (2024).		Source: Kelley Erosion Control (2024).		Source: Kelley Erosion Control (2024).		Source: Kelley Erosion Control (2024).	
	(2) Shrub Source:								
	(3) Tree Source:								
	(4) Cactus Source:								
BUILDING and WALL DEMOLITION									
Item	Units	Premium		Premium		Premium		Premium	
Building Demolition									
Lg. steel	C.F.								
Lg. concrete	C.F.								
Lg. masonry	C.F.								
Lg. mixed	C.F.								
Sm. steel	C.F.								
Sm. concrete	C.F.								
Sm. masonry	C.F.								
Sm. wood	C.F.								
Wall Demolition									
Block 4 in thick	S.F.		20%		20%		20%		20%
Block 6 in thick	S.F.		20%		20%		20%		20%
Block 8 in thick	S.F.		20%		20%		20%		20%
Block 12 in thick	S.F.		20%		20%		20%		20%
Conc 6 in thick	S.F.		10%		10%		10%		10%
Conc 8 in thick	S.F.		10%		10%		10%		10%
Conc 10 in thick	S.F.		10%		10%		10%		10%
Conc 12 in thick	S.F.		10%		10%		10%		10%
WASTE DISPOSAL									
Item	Units	Materials		Materials		Materials		Materials	
Rubbish and Waste Handling									
Dumpster delivery (average for all sizes)	ea.	\$51.50		\$51.50		\$51.50		\$51.50	
Haul (average for all sizes)	ea.	\$161.00		\$161.00		\$161.00		\$161.00	
Rent per month (average for all sizes)	ea.	\$55.00		\$55.00		\$55.00		\$55.00	
Disposal fee per ton (tonne) (average for all sizes)	ton	\$60.50		\$60.50		\$60.50		\$60.50	
NOTES:									
	Dumpster Cost Source:	R.S. Means Heavy Construction (2024 Q2).		R.S. Means Heavy Construction (2024 Q2).		R.S. Means Heavy Construction (2024 Q2).		R.S. Means Heavy Construction (2024 Q2).	
	Disposal Fee Source:	R.S. Means Heavy Construction (2024 Q2).		R.S. Means Heavy Construction (2024 Q2).		R.S. Means Heavy Construction (2024 Q2).		R.S. Means Heavy Construction (2024 Q2).	
Hazardous Material Handling - Solids									
Pickup fees 55 gal. drums	ea.	\$243.00		\$243.00		\$243.00		\$243.00	
Bulk material (average)	ton	\$396.50		\$396.50		\$396.50		\$396.50	
Transport - truck load (80 drums, 25 cy (m3), 18 tons)	mile	\$5.69		\$5.69		\$5.69		\$5.69	
Dump site disposal fee	ton	\$278.50		\$278.50		\$278.50		\$278.50	
NOTES:									

Nevada Standardized Bond Calculation Misc. Unit Costs

File Name:	<i>Nevada_SRCE_Cost_Data_File_1_12_Std_2024.xlsm</i>
Date:	<i>August 1, 2024</i>
Cost Basis:	<i>User Data</i>
Author/Source:	<i>Nevada Division of Environmental Protection (NDEP) & NV BLM</i>

MISCELLANEOUS COST TABLE				
JOB DESCRIPTION	Basis 1	Basis 2	Basis 3	Basis 4
	<i>Northern Nevada</i>	<i>Southern Nevada</i>	<i>N. Nevada Notice Level</i>	<i>S. Nevada Notice Level</i>
Solid Handling Cost Source	R.S. Means Heavy Construction (2024 Q2).	R.S. Means Heavy Construction (2024 Q2).	R.S. Means Heavy Construction (2024 Q2).	R.S. Means Heavy Construction (2024 Q2).
Solid Disposal Fee Source:	2024 Q2 R.S. Means Heavy Const. ave. 02 81	2024 Q2 R.S. Means Heavy Const. ave. 02 81	2024 Q2 R.S. Means Heavy Const. ave. 02 81	2024 Q2 R.S. Means Heavy Const. ave. 02 81

Nevada Standardized Bond Calculation Misc. Unit Costs

File Name:	<i>Nevada_SRCE_Cost_Data_File_1_12_Std_2024.xlsm</i>
Date:	<i>August 1, 2024</i>
Cost Basis:	<i>User Data</i>
Author/Source:	<i>Nevada Division of Environmental Protection (NDEP) & NV BLM</i>

MISCELLANEOUS COST TABLE									
JOB DESCRIPTION		Basis 1		Basis 2		Basis 3		Basis 4	
		<i>Northern Nevada</i>		<i>Southern Nevada</i>		<i>N. Nevada Notice Level</i>		<i>S. Nevada Notice Level</i>	
Wood, all types 4 ft -6 ft high Removal	ft								
	ft								
	ft								
Culvert Removal									
12 in (300 mm) Diameter	ft								
18 in (450 mm) Diameter	ft								
24 in (600 mm) Diameter	ft								
36 in (1m) Diameter	ft								

Nevada Standardized Bond Calculation

Misc. Unit Costs

File Name:	Nevada_SRCE_Cost_Data_File_1_12_Std_2024.xlsm
Date:	August 1, 2024
Cost Basis:	User Data
Author/Source:	Nevada Division of Environmental Protection (NDEP) & NV BLM

MISCELLANEOUS COST TABLE									
JOB DESCRIPTION		Basis 1		Basis 2		Basis 3		Basis 4	
		Northern Nevada		Southern Nevada		N. Nevada Notice Level		S. Nevada Notice Level	
Pipeline Removal									
Plastic Pipe 3/4 in (mm) - 4 in (100 mm) diameter	ft								
6 in (150 mm) - 8 in (200 mm)	ft								
10 in (250 mm) - 18 in (450 mm)	ft								
20 in (500 mm) - 36 in (1 m)	ft								
Pipe and Drainpipe Installation									
Water 4in (100mm) 40ft (12m) length, welded HDPE	ft	\$1.27		\$1.27		\$1.27		\$1.27	
Water 6in (150mm) 40ft (12m) length, welded HDPE	ft	\$2.76		\$2.76		\$2.76		\$2.76	
Water 12in (300mm) 40ft (12m) length, welded HDPE	ft								
Drain 4in (100mm) perforated PVC	ft	\$4.73		\$4.73		\$4.73		\$4.73	
Drain 6in (150mm) perforated PVC	ft	\$9.25		\$9.25		\$9.25		\$9.25	
Drain 4in (100mm) corrugated, perf or plain	ft	\$1.62		\$1.62		\$1.62		\$1.62	
Drain 6in (150mm) corrugated., perf or plain	ft	\$4.21		\$4.21		\$4.21		\$4.21	
Drain Rock Preparation									
Item	Units		Total		Total		Total		Total
Crushing	C.Y		\$0.50		\$0.50		\$0.50		\$0.50
Screening	C.Y		\$0.50		\$0.50		\$0.50		\$0.50
Misc.									
Item	Units		Premium		Premium		Premium		Premium
Backhoe work	C.Y								
Powerline and Transformer Removal									
			Total		Total		Total		Total
Single Pole Powerlines ⁽⁷⁾	mile		\$56,395		\$56,395		\$56,395		\$56,395
Double Pole Powerlines ⁽⁸⁾	mile		\$64,452		\$64,452		\$64,452		\$64,452
Substation ⁽⁹⁾	unit		\$71,088		\$71,088		\$71,088		\$71,088
NOTES:									
	(7) Single Pole Source:	NV Energy estimate (2009) Adjusted to 2024		NV Energy estimate (2009) Adjusted to 2024		NV Energy estimate (2009) Adjusted to 2024		NV Energy estimate (2009) Adjusted to 2024	
	(8) Double Pole Source:	NV Energy estimate (2009) Adjusted to 2024		NV Energy estimate (2009) Adjusted to 2024		NV Energy estimate (2009) Adjusted to 2024		NV Energy estimate (2009) Adjusted to 2024	
	(9) Transformer Source:	NV Energy estimate (2018) adjusted to 2024		NV Energy estimate (2018) adjusted to 2024		NV Energy estimate (2018) adjusted to 2024		NV Energy estimate (2018) adjusted to 2024	
EROSION, EVAPORATION and SEDIMENTATION CONTROL									
Item	Units	Materials	Premium	Materials	Premium	Materials	Premium	Materials	Premium
Rip-Rap & Rock Lining									
Rip-Rap 3/8 to 1/4 C.Y. pieces, grouted	S.Y.	\$78.00		\$78.00		\$78.00		\$78.00	
Rip-Rap 18 in min thick, no grout	S.Y.	\$6.90		\$6.90		\$6.90		\$6.90	
Gabions, 6 in deep	S.Y.	\$8.70		\$8.70		\$8.70		\$8.70	
Gabions, 9 in deep	S.Y.	\$10.35		\$10.35		\$10.35		\$10.35	
Gabions, 12 in deep	S.Y.	\$10.75		\$10.75		\$10.75		\$10.75	
Gabions, 18 in deep	S.Y.	\$20.00		\$20.00		\$20.00		\$20.00	
Gabions, 36 in deep	S.Y.	\$26.50		\$26.50		\$26.50		\$26.50	
Liner Installation									
Item	Units	Materials	Premium	Materials	Premium	Materials	Premium	Materials	Premium
Site grading	S.F.								
Compaction	S.F.								
Item	Units		Materials		Materials		Materials		Materials
60 mil HDPE Liner	S.F.		\$1.04		\$1.04		\$1.04		\$1.04
Construction Management Support									
Item	Units		Materials		Materials		Materials		Materials
Office Trailer, Furnished, no hook-ups	month		\$350.00		\$350.00		\$350.00		\$350.00
Toilet Portable, chemical	month		\$247.00		\$247.00		\$247.00		\$247.00
PRODUCTION OR DEWATERING WELL PUMP REMOVAL									
Item	Units	Labor	Equip	Labor	Equip	Labor	Equip	Labor	Equip
Pump Type									
Submersible ⁽¹⁰⁾	ft to pump	\$15.17	\$37.29	\$15.17	\$37.29	\$15.17	\$37.29	\$15.17	\$37.29
Line Shaft ⁽¹⁰⁾	ft to pump	\$15.17	\$37.29	\$15.17	\$37.29	\$15.17	\$37.29	\$15.17	\$37.29

Nevada Standardized Bond Calculation Misc. Unit Costs

File Name:	<i>Nevada_SRCE_Cost_Data_File_1_12_Std_2024.xlsm</i>
Date:	<i>August 1, 2024</i>
Cost Basis:	<i>User Data</i>
Author/Source:	<i>Nevada Division of Environmental Protection (NDEP) & NV BLM</i>

MISCELLANEOUS COST TABLE				
JOB DESCRIPTION	Basis 1	Basis 2	Basis 3	Basis 4
	<i>Northern Nevada</i>	<i>Southern Nevada</i>	<i>N. Nevada Notice Level</i>	<i>S. Nevada Notice Level</i>
NOTES:				
(10) Pump Removal Source:	Boart Longyear Quote: 2024	Boart Longyear Quote: 2024	Boart Longyear Quote: 2024	Boart Longyear Quote: 2024


Nevada Standardized Bond Calculation Indirect Costs

File Name:	CostData STD 3.xls
Date:	December 1, 2005
Cost Basis:	Standardized Data
Author/Source:	Nevada Division of Environmental Protection (NDEP) & NV BLM

Administrative Cost Rates (%)					
	Cost Ranges for Indirect Cost Percentages				
	<=	<=	<=	>	
1. Engineering, Design and Construction (ED&C) Plan (7)	\$1,000,000	\$25,000,000		\$25,000,000	Small Plan
Variable Rate	8.00%	6.00%		4.00%	
2. Contingency (8)	\$500,000	\$5,000,000	\$50,000,000	\$50,000,000	Small Plan
Variable Rate	10.00%	8.00%	6.00%	4.00%	
3. Insurance (9)	1.50% of labor costs				
4. Bond (10)	3.00% of the O&M costs if O&M costs are >\$100,000				
5. Contractor Profit (11)	10.00% of the O&M costs				
6. Contract Administration (12)	\$1,000,000	\$25,000,000		\$25,000,000	
Variable Rate	10.00%	8.00%		6.00%	
Government Indirect Cost (13)	21.00% of contract administration				

RECLAMATION COST ESTIMATION SUMMARY SHEET FOOTNOTES

1. Federal construction contracts require Davis-Bacon wage rates for contracts over \$2,000. Wage rate estimates may include base pay, payroll loading, overhead and profit. To avoid double counting of any of the identified administrative costs the operator must itemize the components of their labor cost estimates or provide BLM with a signed statement, under penalty of USC 1001, that identifies what specific administrative costs are included in the quoted hourly rate.
2. The reclamation cost estimate must include the estimated plugging cost of at least one drill hole for each active drill rig in the project area. Where the submitted Notice or approved Plan of Operations calls for drill holes to be plugged, but doesn't specifically require the drill holes be plugged before the drill rig has been moved from the drill pad, the reclamation cost estimate must include the plugging cost for those drill holes. For all drill holes and wells scheduled to be left open, the estimated plugging cost must be included in the reclamation cost estimate. Where the approved Plan of Operations proposes immediate mining through an area where the drilling is to occur, and the cost of the post-mining reclamation is included in the reclamation cost estimate, the cost estimate does not need to include the plugging costs for those drill holes.
3. Miscellaneous items should be itemized on accompanying worksheets.
4. Fluid management should be calculated only when mineral processing activities are involved. Fluid management represents the costs of maintaining proper fluid management to prevent overflow of solution ponds through premature cessation or abandonment of operations. Calculate a minimum six month direct cost estimate which includes power, supplies, equipment, labor and maintenance.
5. Handling of hazardous materials includes the cost of decontaminating, neutralizing, disposing, treating and/or isolating all hazardous materials used, produced, or stored on the site.
6. Any mitigation measures required in the Plan of Operations must be included in the reclamation cost estimate. Mitigation may include measures to avoid, minimize, rectify and reduce or eliminate the impact, or compensate for the impact.
7. Engineering, design and construction (ED&C) plans are often necessary to provide details on the reclamation needed to contract for the required work. To estimate the cost to develop an ED&C plan use 4-8% of the O&M cost. Calculate the ED&C cost as a percentage of the O&M cost as follows: up to and including \$1 million, use 8%; over \$1 million to \$25 million, use 6%; and over \$25 million, use 4%. Inclusion of a line item for the development of an ED&C plan may not be necessary for small operations, such as notice-level exploration. With small, uncomplicated reclamation efforts contracting may be able to proceed without developing an ED&C plan. [ED&C is automatically eliminated if "Notice" is selected on the Property Information Sheet]
8. A contingency cost is included in the reclamation cost estimation to cover unforeseen cost elements. Calculate the contingency cost as a percentage of the O&M cost as follows: up to and including \$500,000, use 10%; over \$500,000 to \$5 million, use 8%; over \$5 million to \$50 million, use 6%; and greater than \$50 million, use 4%. As with the ED&C cost, inclusion of a contingency cost may not be necessary for small operations, such as notice-level exploration.
9. Insurance premiums are calculated at 1.5% of the total labor costs. Enter the premium amount if liability insurance is not included in the itemized unit costs.
10. Federal construction contracts exceeding \$100,000 require both a performance and a payment bond (Miller Act, 40 USC 270et seq.). Each bond premium is figured at 1.5% of the O&M cost. Enter the sum of both premium costs on this line.
11. For Federal construction contracts, use 10% of estimated O&M cost for the contractor's profit.
12. To estimate the contract administration cost, use 6 to 10% of the operational and maintenance (O&M) cost. Calculate the contract administration cost as a percentage of the O&M cost as follows: up to and including \$1 million, use 10%; over \$1 million to \$25 million, use 8%; and greater than \$25 million use 6%.
13. Government indirect cost rate is 21% of the contract administration costs.

A large orange excavator is the central focus of the image. A worker wearing a white hard hat and a high-visibility yellow vest is seated in the cab, looking down at a device. The excavator's arm and bucket are visible on the left side. The background shows a clear blue sky and some greenery.

MINIMUM RATES OF PAY For Laborers and Mechanics

Effective April 1, 2025

Issue 50

PAMPHLET No. 600

Title 36. Public Contracts
AS 36.05

DEPARTMENT OF LABOR
AND WORKFORCE DEVELOPMENT
Wage and Hour

- This page intentionally left blank -



April 1, 2025

TO ALL CONTRACTING AGENCIES:

At the Alaska Department of Labor and Workforce Development our goal is putting Alaskans to work. This pamphlet is designed to help contractors awarded public construction contracts understand the most significant laws of the State of Alaska pertaining to prevailing wages.

This pamphlet identifies current prevailing wage rates for public construction contracts (any construction projects awarded for the State of Alaska or its political subdivisions, such as local governments and certain non-profit organizations). Because these rates may change in a subsequent determination, please be sure you are using the appropriate rates. The rates published in this edition become effective April 1, 2025.

The prevailing wage rates contained in this pamphlet are applicable to public construction projects with a final bid date of April 11, 2025, or later. As the law now provides, these rates will remain stable during the life of a contract or for 24 calendar months, whichever is shorter. **The 24-month period begins on the date the prime contract is awarded.** Upon expiration of the initial 24-month period, the latest wage rates issued by the department shall become effective for a subsequent 24-month period or until the original contract is completed, whichever occurs first. This process shall be repeated until the original contract is completed.

The term "original contract" means the signed contract that resulted from the original bid and any amendments, including changes of work scope, additions, extensions, change orders, and other instruments agreed to by the parties that have not been subject to subsequent open bid procedures.

If a higher federal rate is required due to partial federal funding or other federal participation, the higher rate must be paid.

For additional copies of this pamphlet go to: <http://labor.state.ak.us/lss/pamp600.htm>

For questions regarding prevailing wage or employment preference requirements, please contact the nearest Wage and Hour office. These offices are listed on Page x.

Sincerely,

A handwritten signature in blue ink that reads "Catherine Muñoz".

Catherine Muñoz
Commissioner

- This page intentionally left blank -

Table of Contents

Excerpts from Alaska Law

Sec. 36.05.005. Applicability.....	iv
Sec. 36.05.010. Wage rates on public construction.	iv
Sec. 36.05.040. Filing schedule of employees, wages paid and other information	iv
Sec. 36.05.045. Notice of work and completion; withholding of payment	iv
Sec. 36.05.060. Penalty for violation of this chapter	v
Sec. 36.05.070. Wage rates in specifications and contracts for public works	v
Sec. 36.05.080. Failure to pay agreed wages	v
Sec. 36.05.090. Payment of wages from withheld payments and listing contractors who violate contracts	v
Sec. 36.05.900. Definition.. ..	vi

Excerpts from Alaska Administrative Code

8 AAC 30.051. Purpose	vi
8 AAC 30.052. Board and lodging; remote sites	vi
8 AAC 30.054. Per diem instead of board and lodging	vi
8 AAC 30.056. Alternative arrangement	vii
8 AAC 30.900. General definitions (selected excerpts).....	vii

Additional Information

Per Diem	vii
Laborer Classification Clarification.....	viii
Apprentice Rates.....	viii
Fringe Benefit Plans.....	viii
Special Prevailing Wage Rate Determination.....	ix
Alaska Employment Preference Information.....	ix
Labor Standards and Safety Notice Requests	x
Debarment List	x

Wage Rates	Pages 1-26
-------------------------	-------------------

Note to Readers: The statutes and administrative regulations listed in this publication were taken from the official codes, as of the effective date of the publication. However, there may be errors or omissions that have not been identified and changes that occurred after the publication was printed. This publication is intended as an informational guide only and is not intended to serve as a precise statement of the statutes and regulations of the State of Alaska. To be certain of current laws and regulations, please refer to the official codes.

EXCERPTS FROM ALASKA LAW

Sec. 36.05.005. Applicability.

This chapter applies only to a public construction contract that exceeds \$25,000.

Sec. 36.05.010. Wage rates on public construction.

A contractor or subcontractor who performs work on a public construction contract in the state shall pay not less than the current prevailing rate of wages for work of a similar nature in the region in which the work is done. The current prevailing rate of wages is that contained in the latest determination of prevailing rate of wages issued by the Department of Labor and Workforce Development at least 10 days before the final date for submission of bids for the contract. The rate shall remain in effect for the life of the contract or for 24 calendar months, whichever is shorter. At the end of the initial 24-month period, if new wage determinations have been issued by the department, the latest wage determination shall become effective for the next 24-month period or until the contract is completed, whichever occurs first. This process shall be repeated until the contract is completed.

Sec. 36.05.040. Filing schedule of employees, wages paid, and other information.

All contractors or subcontractors who perform work on a public construction contract for the state or for a political subdivision of the state shall, before the Friday of every second week, file with the Department of Labor and Workforce Development a sworn affidavit for the previous reporting period, setting out in detail the number of persons employed, wages paid, job classification of each employee, hours worked each day and week, and other information on a form provided by the Department of Labor and Workforce Development.

Sec. 36.05.045. Notice of work and completion; withholding of payment.

- (a) Before commencing work on a public construction contract, the person entering into the contract with a contracting agency shall designate a primary contractor for purposes of this section. Before work commences, the primary contractor shall file a notice of work with the Department of Labor and Workforce Development. The notice of work must list work to be performed under the public construction contract by each contractor who will perform any portion of work on the contract and the contract price being paid to each contractor. The primary contractor shall pay all filing fees for each contractor performing work on the contract, including a filing fee based on the contract price being paid for work performed by the primary contractor's employees. The filing fee payable shall be the sum of all fees calculated for each contractor. The filing fee shall be one percent of each contractor's contract price. The total filing fee payable by the primary contractor under this subsection may not exceed \$5,000. In this subsection, "contractor" means an employer who is using employees to perform work on the public construction contract under the contract or a subcontract.
- (b) Upon completion of all work on the public construction contract, the primary contractor shall file with the Department of Labor and Workforce Development a notice of completion together with payment of any additional filing fees owed due to increased contract amounts. Within 30 days after the department's receipt of the primary contractor's notice of completion, the department shall inform the contracting agency of the amount, if any, to be withheld from the final payment.
- (c) A contracting agency
 - (1) may release final payment of a public construction contract to the extent that the agency has received verification from the Department of Labor and Workforce Development that
 - (A) the primary contractor has complied with (a) and (b) of this section;
 - (B) the Department of Labor and Workforce Development is not conducting an investigation under this title; and
 - (C) the Department of Labor and Workforce Development has not issued a notice of a violation of this chapter to the primary contractor or any other contractors working on the public construction contract; and

- (2) shall withhold from the final payment an amount sufficient to pay the department's estimate of what may be needed to compensate the employees of any contractors under investigation on this construction contract, and any unpaid filing fees.
- (d) The notice and filing fee required under (a) of this section may be filed after work has begun if
 - (1) The public construction contract is for work undertaken in immediate response to an emergency; and
 - (2) The notice and fees are filed not later than 14 days after the work has begun.
- (e) A false statement made on a notice required by this section is punishable under AS 11.56.210.

Sec. 36.05.060. Penalty for violation of this chapter.

A contractor who violates this chapter is guilty of a misdemeanor and upon conviction is punishable by a fine of not less than \$100 nor more than \$1,000, or by imprisonment for not less than 10 days nor more than 90 days, or by both. Each day a violation exists constitutes a separate offense.

Sec. 36.05.070. Wage rates in specifications and contracts for public works.

- (a) The advertised specifications for a public construction contract that requires or involves the employment of mechanics, laborers, or field surveyors must contain a provision stating the minimum wages to be paid various classes of laborers, mechanics, or field surveyors and that the rate of wages shall be adjusted to the wage rate under AS 36.05.010.
- (b) Repealed by §17 ch 142 SLA 1972.
- (c) A public construction contract under (a) of this section must contain provisions that
 - (1) the contractor or subcontractors of the contractor shall pay all employees unconditionally and not less than once a week;
 - (2) wages may not be less than those stated in the advertised specifications, regardless of the contractual relationship between the contractor or subcontractors and laborers, mechanics, or field surveyors;
 - (3) the scale of wages to be paid shall be posted by the contractor in a prominent and easily accessible place at the site of the work;
 - (4) the state or a political subdivision shall withhold so much of the accrued payments as is necessary to pay to laborers, mechanics, or field surveyors employed by the contractor or subcontractors the difference between
 - (A) the rates of wages required by the contract to be paid laborers, mechanics, or field surveyors on the work; and
 - (B) the rates of wages in fact received by laborers, mechanics, or field surveyors.

Sec. 36.05.080. Failure to pay agreed wages.

Every contract within the scope of AS 36.05.070 shall contain a provision that if it is found that a laborer, mechanic, or field surveyor employed by the contractor or subcontractor has been or is being paid a rate of wages less than the rate of wages required by the contract to be paid, the state or its political subdivision may, by written notice to the contractor, terminate the contractor's right to proceed with the work or the part of the work for which there is a failure to pay the required wages and to prosecute the work to completion by contract or otherwise, and the contractor and the contractor's sureties are liable to the state or its political subdivision for excess costs for completing the work.

Sec. 36.05.090. Payment of wages from withheld payments and listing contractors who violate contracts.

- (a) The state disbursing officer in the case of a state public construction contract and the local fiscal officer in the case of a political subdivision public construction contract shall pay directly to laborers, mechanics, or field surveyors from accrued payments withheld under the terms of the contract the wages due laborers, mechanics, or field surveyors under AS 36.05.070.
- (b) The state disbursing officer or the local fiscal officer shall distribute to all departments of the state government and to all political subdivisions of the state a list giving the names of persons who have disregarded their obligations to employees. A person appearing on this list and a firm, corporation, partnership, or association in which the person has an interest may not work as a contractor or

subcontractor on a public construction contract for the state or a political subdivision of the state until three years after the date of publication of the list. If the accrued payments withheld under the contract are insufficient to reimburse all the laborers, mechanics, or field surveyors with respect to whom there has been a failure to pay the wages required under AS 36.05.070, the laborers, mechanics, or field surveyors have the right of action or intervention or both against the contractor and the contractor's sureties conferred by law upon persons furnishing labor or materials, and in the proceedings it is not a defense that the laborers, mechanics, or field surveyors accepted or agreed to accept less than the required rate of wages or voluntarily made refunds.

Sec. 36.05.900. Definition.

In this chapter, "contracting agency" means the state or a political subdivision of the state that has entered into a public construction contract with a contractor.

EXCERPTS FROM ALASKA ADMINISTRATIVE CODE

*****Notice:** Regulations relating to board and lodging and per diem went into effect on November 25, 2018. The new regulations are excerpted here***

8 AAC 30.051. Purpose. The purpose of 8 AAC 30.052 – 8 AAC 30.056 is to ensure that wages paid to laborers, mechanics, and field surveyors do not fall below the prevailing rate of pay.

8 AAC 30.052. Board and lodging; remote sites. (a) A contractor on a public construction project located 65 or more road miles from the international airport closest to the project area in either Fairbanks, Juneau, or Anchorage, or that is inaccessible by road in a two-wheel drive vehicle, shall provide adequate board and lodging to each laborer, mechanic, or field surveyor while the person is employed on the project. If commercial lodging facilities are not available, the contractor shall provide temporary lodging facilities. Lodging facilities must comply with all applicable state and federal laws. For a highway project, the location of the project is measured from the midpoint of the project.

(b) A contractor is not required to provide board and lodging:

(1) to a laborer, mechanic, or field surveyor who is a domiciled resident of the project area; or

(2) on a laborer, mechanic, or field surveyor's scheduled days off, when the person can reasonably travel between the project and the person's permanent residence; for the purposes of this paragraph, "scheduled day off" means a day in which a person does not perform work on-site, is not required to remain at or near the job location for the benefit of the contractor, and is informed of the day off at least seven days before the day off.

(c) Upon a contractor's written request, the commissioner may waive the requirements of (a) of this section where:

(1) the project is inaccessible by road in a two-wheel drive vehicle, but the laborer, mechanic, or field surveyor can reasonably travel between the project and the person's permanent residence within one hour; or

(2) a laborer, mechanic, or field surveyor is not a domiciled resident of the project area, but has established permanent residence, with the intent to remain indefinitely, within 65 road miles of the project, or for a highway project, the mid-point of the project.

8 AAC 30.054. Per diem instead of board and lodging. (a) A contractor may pay a laborer, mechanic, or field surveyor per diem instead of providing board and lodging, when the following conditions are met:

(1) the department determines that per diem instead of board and lodging is an established practice for the work classification; the department shall publish and periodically revise its determinations in the pamphlet *Laborers and Mechanics Minimum Rates of Pay*;

(2) the contractor pays each laborer, mechanic, or field surveyor the appropriate per diem rate as published and periodically revised in the pamphlet *Laborers and Mechanics Minimum Rates of Pay*; and

(3) the contractor pays the per diem to each laborer, mechanic, or field surveyor on the same day that wages are paid.

(b) A contractor may not pay per diem instead of board and lodging on a highway project located

- (1) west of Livengood on the Elliot Highway, AK-2;
- (2) on the Dalton Highway, AK-11;
- (3) north of milepost 20 on the Taylor Highway, AK-5;
- (4) east of Chicken on the Top of the World Highway; or
- (5) south of Tetlin Junction to the Alaska-Canada border on the Alaska Highway, AK-2.

8 AAC 30.056. Alternative arrangement. Upon a contractor’s written request, the commissioner may approve an alternative board and lodging or per diem arrangement, provided

- (1) the arrangement does not reduce the laborer, mechanic, or field surveyor’s wages below the prevailing wage rate; and
- (2) the laborer, mechanic, or field surveyor voluntarily enters into and signs the written arrangement; a labor organization representing laborers, mechanics, or field surveyors may enter into the written agreement on their behalf.

8 AAC 30.900. General definitions (selected excerpts only):

In this chapter and in AS 36

- (22) “domiciled resident” means a person living within 65 road miles of a public construction project, or in the case of a highway project, the mid-point of the project, for at least 12 consecutive months prior to the award of the public construction project;
- (23) “employed on the project” means the time period from the date the laborer, mechanic, or field surveyor first reports on-site to the project through the final date the person reports on-site to the project.

ADDITIONAL INFORMATION

PER DIEM

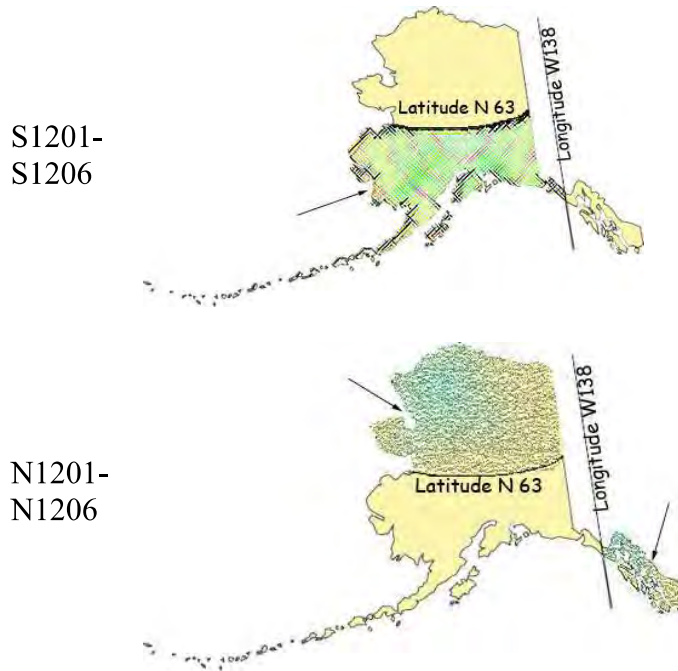
Notice: New regulations relating to board and lodging and per diem went into effect on November 25, 2018. The regulations provide a comprehensive set of requirements for the provision of board and lodging or per diem for workers on remote projects. Please refer to Alaska Administrative Code 8 AAC Chapter 30 and read the chapter carefully.

The Alaska Department of Labor and Workforce Development has determined that per diem is an established work practice for certain work classifications. These classifications are indicated throughout the Pamphlet by an asterisk (*) under the classification title. If all of the conditions of 8 AAC 30.054 are met, an employer may pay workers in these classifications per diem instead of providing board and lodging on a remote project.

Per Diem Rate: As of May 1, 2019, the minimum per diem rate is \$100.00 per day, or part thereof, the worker is employed on the project. In the event that a contractor provides lodging facilities, but no meals, the department will accept a payment of \$48 per day for meals to meet the per diem requirements.

LABORER CLASSIFICATION CLARIFICATION

The laborer rates categorized in class code S1201-S1206 apply in one area of Alaska; the area that is south of N63 latitude and west of W138 Longitude. The laborer rates categorized in class code N1201-N1206 apply in two areas of Alaska; the Alaska areas north of N63 latitude and east of W138 longitude. The following graphic representations should assist with clarifying the applicable wage rate categories:



APPRENTICE RATES

Apprentice rates at less than the minimum prevailing rates may be paid to apprentices according to an apprentice program which has been registered and approved by the Commissioner of the Alaska Department of Labor and Workforce Development in writing or according to a bona fide apprenticeship program registered with the U.S. Department of Labor, Office of Apprenticeship Training. **Any employee listed on a payroll at an apprentice wage rate who is not registered as above shall be paid the journeyman prevailing minimum wage in that work classification.** Wage rates are based on prevailing crew makeup practices in Alaska and apply to work performed regardless of either the quality of the work performed by the employee or the titles or classifications which may be assigned to individual employees.

FRINGE BENEFIT PLANS

Contractors/subcontractors may compensate fringe benefits to their employees in any one of three methods. The fringe benefits may be paid into a union trust fund, into an approved benefit plan, or paid directly on the paycheck as gross wages.

Where fringe benefits are paid into approved plans, funds, or programs including union trust funds, the payments must be contributed at least monthly. If contractors submit their own payroll forms and are paying fringe benefits into approved plans, funds, or programs, the employer’s certification must include, in addition to those requirements of 8 AAC 30.020(c), a statement that fringe benefit payments have been or will be paid at least monthly. Contractors who pay fringe benefits to a plan must ensure the plan is one approved by the Internal Revenue Service and that the plan meets the requirements of 8 AAC 30.025 (eff. 3/2/08) in order for payments to be credited toward the prevailing wage obligation.

SPECIAL PREVAILING WAGE RATE DETERMINATION

Special prevailing wage rate determinations may be requested for special projects or a special worker classification if the work to be performed does not conform to traditional public construction for which a prevailing wage rate has been established under 8 AAC 30.050(a) of this section. Requests for special wage rate determinations must be in writing and filed with the Commissioner at least 30 days before the award of the contract. An applicant for a special wage rate determination shall have the responsibility to support the necessity for the special rate. An application for a special wage rate determination filed under this section must contain:

- (1) a specification of the contract or project on which the special rates will apply and a description of the work to be performed;
- (2) a brief narrative explaining why special wage rates are necessary;
- (3) the job class or classes involved;
- (4) the special wage rates the applicant is requesting, including survey or other relevant wage data to support the requested rates;
- (5) the approximate number of employees who would be affected; and
- (6) any other information which might be helpful in determining if special wage rates are appropriate.

Requests made pursuant to the above should be addressed to:

Director
Alaska Department of Labor and Workforce Development
Labor Standards and Safety Division
Wage and Hour
P.O. Box 111149
Juneau, AK 99811-1149

-or-

Email: statewide.wagehour@alaska.gov

EMPLOYMENT PREFERENCE INFORMATION

In October 2019, the Alaska Attorney General issued a formal opinion stating that the Alaska Statutes 36.10.150 of the State’s 90% Employment Preference law, also known as the Alaska Resident Hire law, violates both the U.S. and Alaska Constitutions. As a result, the state has stopped all enforcement activity. A copy of the Attorney General opinion is found here:

http://law.alaska.gov/pdf/opinions/opinions_2019/19-005_AK-hire.pdf

**Alaska Department of Labor and Workforce Development
Labor Standards and Safety Division
Wage and Hour**

Web site: <http://labor.state.ak.us/lss/pamp600.htm>

Anchorage

1251 Muldoon Road, Suite 113
Anchorage, Alaska 99504-2098
Phone: (907) 269-4900

Email:
statewide.wagehour@alaska.gov

Juneau

PO Box 111149
Juneau, Alaska 99811
Phone: (907) 465-4842

Email:
statewide.wagehour@alaska.gov

Fairbanks

Regional State Office Building
675 7th Ave., Station J-1
Fairbanks, Alaska 99701-4593
Phone: (907) 451-2886

Email:
statewide.wagehour@alaska.gov

LABOR STANDARDS AND SAFETY NOTICE REQUESTS

If you would like to receive Wage and Hour or Mechanical Inspection **regulation notices** or **publications information**, they are available via electronic mail, by signing up in the GovDelivery System, <https://public.govdelivery.com/accounts/AKDOL/subscriber/new> and selecting topics *LSS – Wage and Hour – Forms and Publications*, *LSS – Mechanical Inspection Regulations*, or *LSS – Wage and Hour Regulations*.

Publications are also available online at <http://labor.alaska.gov/lss/home.htm>

DEBARMENT LIST

AS 36.05.090(b) states that “the state disbursing officer or the local fiscal officer shall distribute to all departments of the state government and to all political subdivisions of the state a list giving the names of persons who have disregarded their obligations to employees.”

A person appearing on the following debarment list and a firm, corporation, partnership, or association in which the person has an interest may not work as a contractor or subcontractor on a public construction contract for the state or a political subdivision of the state for three years from the date of debarment.

Company Name

Debarment Expires

No companies are currently debarred.

Laborers' & Mechanics' Minimum Rates of Pay

Class Code	Classification of Laborers & Mechanics	BHR	H&W	PEN	TRN	Other	Benefits	THR
------------	--	-----	-----	-----	-----	-------	----------	-----

Boilermakers

*See per diem note on last page

A0101	Boilermaker (journeyman)	54.08	8.57	18.72	2.50	VAC 4.25	SAF 0.34	88.46
--------------	--------------------------	-------	------	-------	------	----------	----------	-------

Bricklayers & Allied Craftworkers

*See per diem note on last page

A0201	Blocklayer, including:	52.77		9.91	0.66	L&M 0.20	ANU 2.45	65.99
--------------	------------------------	-------	--	------	------	----------	----------	-------

Bricklayer
Marble Mason
Refractory Worker (Firebrick, Plastic, Castable, and Gunitite Refractory Applications)
Stone Mason
Terrazzo Worker
Tile Setter

A0202	Pointer/Caulker/Cleaner (PCC)	52.77		9.91	0.66	L&M 0.20	ANU 2.45	65.99
--------------	-------------------------------	-------	--	------	------	----------	----------	-------

Caulker
Cleaner
Tuck Pointer

A0203	Finisher	40.91		10.03	0.54	L&M 0.20	ANU 2.45	54.13
--------------	----------	-------	--	-------	------	----------	----------	-------

Marble Finisher
Terrazzo Finisher
Tile Finisher

A0204	Torginal Applicator	40.91		10.03	0.54	L&M 0.20	ANU 2.45	54.13
--------------	---------------------	-------	--	-------	------	----------	----------	-------

Carpenters, Region I (North of 63 latitude)

*See per diem note on last page

N0301	Carpenter (journeyman)	50.79	8.75	16.80	0.77	L&M 0.10	SAF	77.21
--------------	------------------------	-------	------	-------	------	----------	-----	-------

Lather/Drywall/Acoustical

Carpenters, Region II (South of N63 latitude)

*See per diem note on last page

S0301	Carpenter (journeyman)	50.79	8.75	17.34	0.77	L&M 0.10	SAF	77.75
--------------	------------------------	-------	------	-------	------	----------	-----	-------

Wage benefits key: ANU=Annuity, BHR=basic hourly rate; H&W=health and welfare; IAF=industry advancement fund; LEG=legal fund; L&M=labor/management fund; PEN=pension fund; SAF=safety; SUI=supplemental unemployment insurance; S&L=SUI & LEG combined; TRN=training; THR=total hourly rate; VAC=vacation

Carpenters, Region II (South of N63 latitude)

*See per diem note on last page

S0301	Carpenter (journeyman)	50.79	8.75	17.34	0.77		L&M	SAF	
	Lather/Drywall/Acoustical						0.10		77.75

Cement Masons

*See per diem note on last page

A0401	Group I, including:	49.28	8.80	11.80	1.68		L&M		71.66
	Application of Sealing Compound								
	Application of Underlayment								
	Building, General								
	Cement Finisher								
	Cement Mason (journeyman)								
	Concrete								
	Concrete Paving								
	Concrete Polishing								
	Concrete Repair								
	Curb & Gutter, Sidewalk								
	Curing of All Concrete								
	General Concrete Pour Tender								
	Grouting & Caulking of Tilt-Up Panels								
	Grouting of All Plates								
	Patching Concrete								
	Screed Pin Setter								
	Screeder or Rodder								
	Spackling/Skim Coating								

A0402	Group II, including:	49.28	8.80	11.80	1.68		L&M		71.66
--------------	----------------------	-------	------	-------	------	--	----------------	--	-------

Form Setter

A0403	Group III, including:	49.28	8.80	11.80	1.68		L&M		71.66
--------------	-----------------------	-------	------	-------	------	--	----------------	--	-------

- Concrete Saw Cutter Operator (All Control Joints and Self-powered)
- Curb & Gutter Machine
- Floor Grinder
- Pneumatic Power Tools
- Power Chipping & Bushing
- Sand Blasting Architectural Finish
- Screed & Rodding Machine Operator
- Troweling Machine Operator (all concrete surfaces)

A0404	Group IV, including:	49.28	8.80	11.80	1.68		L&M		71.66
--------------	----------------------	-------	------	-------	------	--	----------------	--	-------

Wage benefits key: ANU=Annuity, BHR=basic hourly rate; H&W=health and welfare; IAF=industry advancement fund; LEG=legal fund; L&M=labor/management fund; PEN=pension fund; SAF=safety; SUI=supplemental unemployment insurance; S&L=SUI & LEG combined; TRN=training; THR=total hourly rate; VAC=vacation

Cement Masons
 *See per diem note on last page

							L&M	
A0404	Group IV, including:	49.28	8.80	11.80	1.68	0.10		71.66
	Acoustical or Imitation Acoustical Finish							
	Application of All Composition Mastic							
	Application of All Epoxy Finishes on Concrete Surfaces							
	Application of All Plastic Material							
	Finish Colored Concrete							
	Gunite Nozzleman							
	Hand Powered Grinder							
	Preparing, scratching and browsing of all ceilings and walls, finished with terrazo or tile							
	Tunnel Worker							

							L&M	
A0405	Group V, including:	49.28	8.80	11.80	1.68	0.10		71.66
	Casting and finishing							
	EIFS Systems							
	Finishing of all interior and exterior plastering							
	Fireproofing (Pryocrete, Cafco, Albi-Clad, sprayed fiberglass)							
	Gypsum, Portland Cement							
	Kindred material and products							
	Operation and control of all types of plastering machines, including power tools and floats, used by the industry							
	Overcoating and maintenance of interior/exterior plaster surfaces							
	Plasterer							
	Support and control of all concrete 3D printing operations (Excluding Paint)							
	Use of 3D structural and architectural printing and finishes							
	Use of sustainable materials and equipment practices							
	Veneer plastering process (Rapid Plaster, U.S.G. "Imperial Systems", and Pabcoat Systems")							
	Venetian plaster and color-integrated Italian/Middle-Eastern line plaster							

Culinary Workers

							LEG	
A0501	Baker/Cook	29.95	7.53	8.83				46.31
A0503	General Helper	25.92	7.53	8.83			LEG	42.28
	Housekeeper							
	Janitor							
	Kitchen Helper							

Wage benefits key: ANU=Annuity, BHR=basic hourly rate; H&W=health and welfare; IAF=industry advancement fund; LEG=legal fund; L&M=labor/management fund; PEN=pension fund; SAF=safety; SUI=supplemental unemployment insurance; S&L=SUI & LEG combined; TRN=training; THR=total hourly rate; VAC=vacation

Class Code	Classification of Laborers & Mechanics	BHR	H&W	PEN	TRN	Other Benefits	THR
------------	--	-----	-----	-----	-----	----------------	-----

Culinary Workers

A0504	Head Cook	29.95	7.53	8.83		LEG	46.31
A0505	Head Housekeeper	26.20	7.53	8.83		LEG	42.56
	Head Kitchen Help						

Dredgemen

*See per diem note on last page

A0601	Assistant Engineer	52.32	12.10	16.25	1.05	L&M 0.10	81.82
	Craneman						
	Electrical Generator Operator (primary pump/power barge/dredge)						
	Engineer						
	Welder						
A0602	Assistant Mate (deckhand)	50.93	12.10	16.25	1.05	L&M 0.10	80.43
A0603	Fireman	51.46	12.10	16.25	1.05	L&M 0.10	80.96
A0605	Leverman Clamshell	55.33	12.10	16.25	1.05	L&M 0.10	84.83
A0606	Leverman Hydraulic	53.23	12.10	16.25	1.05	L&M 0.10	82.73
A0607	Mate & Boatman	52.32	12.10	16.25	1.05	L&M 0.10	81.82
A0608	Oiler (dredge)	51.46	12.10	16.25	1.05	L&M 0.10	80.96

Electricians

*See per diem note on last page

A0701	Inside Cable Splicer	53.44	14.83	14.49	0.95	L&M 0.25	LEG 0.15	84.11
A0702	Inside Journeyman Wireman, including: Technicians (including use of drones in electrical construction)	53.44	14.83	14.49	0.95	L&M 0.25	LEG 0.15	84.11
A0703	Power Cable Splicer	74.34	14.83	19.92	0.95	L&M 0.25	LEG 0.15	110.44
A0704	Tele Com Cable Splicer	55.28	14.83	18.56	0.95	L&M 0.25	LEG 0.15	90.02

Wage benefits key: ANU=Annuity, BHR=basic hourly rate; H&W=health and welfare; IAF=industry advancement fund; LEG=legal fund; L&M=labor/management fund; PEN=pension fund; SAF=safety; SUI=supplemental unemployment insurance; S&L=SUI & LEG combined; TRN=training; THR=total hourly rate; VAC=vacation

Class Code	Classification of Laborers & Mechanics	BHR	H&W	PEN	TRN	Other	Benefits	THR
------------	--	-----	-----	-----	-----	-------	----------	-----

Electricians

*See per diem note on last page

A0705	Power Journeyman Lineman, including: Power Equipment Operator Technician (including use of drones in electrical construction)	72.59	14.83	19.87	0.95	L&M 0.25	LEG 0.15	108.64
A0706	Tele Com Journeyman Lineman, including: Technician (including use of drones in telecommunications construction) Tele Com Equipment Operator	53.53	14.83	18.51	0.95	L&M 0.25	LEG 0.15	88.22
A0707	Straight Line Installer - Repairman	53.53	14.83	18.51	0.95	L&M 0.25	LEG 0.15	88.22
A0708	Powderman	70.59	14.83	19.81	0.95	L&M 0.25	LEG 0.15	106.58
A0710	Material Handler	29.57	15.34	5.89	0.15	L&M 0.15	LEG 0.15	51.25
A0712	Tree Trimmer Groundman	32.97	14.83	14.84	0.15	L&M 0.15	LEG 0.15	63.09
A0713	Journeyman Tree Trimmer	42.23	14.83	15.12	0.15	L&M 0.15	LEG 0.15	72.63
A0714	Vegetation Control Sprayer	45.91	14.83	15.23	0.15	L&M 0.15	LEG 0.15	76.42
A0715	Inside Journeyman Communications CO/PBX	53.44	14.83	14.49	0.95	L&M 0.25	LEG 0.15	84.11

Elevator Workers

*See per diem note on last page

A0802	Elevator Constructor	50.01	16.28	21.36	0.80	L&M 1.60	VAC 5.55	95.60
A0803	Elevator Constructor Mechanic	71.44	16.28	21.36	0.80	L&M 1.60	VAC 7.93	119.41

Heat & Frost Insulators/Asbestos Workers (North of 63rd Parallel)

*See per diem note on last page

N0902	Asbestos Abatement-Mechanical Systems	43.85	9.24	11.13	1.50	IAF 0.18	LML 0.05	65.95
N0903	Asbestos Abatement/General Demolition All Systems	43.85	9.24	11.13	1.50	IAF 0.18	LML 0.05	65.95
N0904	Insulator, Group II	43.85	9.24	11.13	1.50	IAF 0.18	LML 0.05	65.95

Wage benefits key: ANU=Annuity, BHR=basic hourly rate; H&W=health and welfare; IAF=industry advancement fund; LEG=legal fund; L&M=labor/management fund; PEN=pension fund; SAF=safety; SUI=supplemental unemployment insurance; S&L=SUI & LEG combined; TRN=training; THR=total hourly rate; VAC=vacation

Class Code	Classification of Laborers & Mechanics	BHR	H&W	PEN	TRN	Other	Benefits	THR
------------	--	-----	-----	-----	-----	-------	----------	-----

Heat & Frost Insulators/Asbestos Workers (North of 63rd Parallel)

*See per diem note on last page

N0905	Fire Stop	43.85	9.24	11.13	1.50		IAF 0.18	LML 0.05	65.95
--------------	-----------	-------	------	-------	------	--	--------------------	--------------------	-------

Heat & Frost Insulators/Asbestos Workers (South of 63rd Parallel)

*See per diem note on last page

S0902	Asbestos Abatement-Mechanical Systems	43.35	9.24	11.13	1.50		IAF 0.18	LML 0.05	65.45
--------------	---------------------------------------	-------	------	-------	------	--	--------------------	--------------------	-------

S0903	Asbestos Abatement/General Demolition All Systems	43.35	9.24	11.13	1.50		IAF 0.18	LML 0.05	65.45
--------------	---	-------	------	-------	------	--	--------------------	--------------------	-------

S0904	Insulator, Group II	43.35	9.24	11.13	1.50		IAF 0.18	LML 0.05	65.45
--------------	---------------------	-------	------	-------	------	--	--------------------	--------------------	-------

S0905	Fire Stop	43.35	9.24	11.13	1.50		IAF 0.18	LML 0.05	65.45
--------------	-----------	-------	------	-------	------	--	--------------------	--------------------	-------

IronWorkers

*See per diem note on last page

A1101	Ironworkers, including:	46.49	10.16	26.45	0.87		L&M 0.20	IAF 0.24	84.41
--------------	-------------------------	-------	-------	-------	------	--	------------------------	--------------------	-------

- Bender Operators
- Bridge & Structural
- Hangar Doors
- Hollow Metal Doors
- Industrial Doors
- Machinery Mover
- Mass Timber Construction (Cross Laminate Timber)
- Ornamental
- Reinforcing
- Rigger
- Sheeter
- Signalman
- Stage Rigger
- Toxic Haz-Mat Work
- Welder

A1102	Helicopter	47.49	10.16	26.45	0.87		L&M 0.20	IAF 0.24	85.41
--------------	------------	-------	-------	-------	------	--	------------------------	--------------------	-------

- Helicopter (used for rigging and setting)
- Tower (energy producing windmill type towers to include nacelle and blades)

A1103	Fence/Barrier Installer	42.99	10.16	26.45	0.87		L&M 0.20	IAF 0.24	80.91
--------------	-------------------------	-------	-------	-------	------	--	------------------------	--------------------	-------

Wage benefits key: ANU=Annuity, BHR=basic hourly rate; H&W=health and welfare; IAF=industry advancement fund; LEG=legal fund; L&M=labor/management fund; PEN=pension fund; SAF=safety; SUI=supplemental unemployment insurance; S&L=SUI & LEG combined; TRN=training; THR=total hourly rate; VAC=vacation

Class Code	Classification of Laborers & Mechanics	BHR	H&W	PEN	TRN	Other	Benefits	THR
------------	--	-----	-----	-----	-----	-------	----------	-----

IronWorkers

*See per diem note on last page

						L&M	IAF	
A1104	Guard Rail Layout Man	43.73	10.16	26.45	0.87	0.20	0.24	81.65
A1105	Guard Rail Installer	43.99	10.16	26.45	0.87	0.20	0.24	81.91

Laborers (The Alaska areas north of N63 latitude and east of W138 longitude)

*See per diem note on last page

						L&M	LEG	
N1201	Group I, including:	40.25	10.55	21.51	2.00	0.35	0.20	74.86
	Asphalt Worker (shovelman, plant crew)							
	Brush Cutter							
	Camp Maintenance Laborer							
	Carpenter Tender or Helper							
	Choke Setter, Hook Tender, Rigger, Signalman							
	Concrete Labor (curb & gutter, chute handler, curing, grouting, screeding)							
	Crusher Plant Laborer							
	Demolition Laborer							
	Ditch Digger							
	Dumpman							
	Environmental Laborer (hazard/toxic waste, oil spill)							
	Fence Installer							
	Fire Watch Laborer							
	Flagman							
	Form Stripper							
	General Laborer							
	Guardrail Laborer, Bridge Rail Installer							
	Hydro Seeder Nozzleman							
	Laborer, Building							
	Landscaper or Planter							
	Laying of Mortarless Decorative Block (retaining walls, flowered decorative block 4 feet or less - highway or landscape work)							
	Material Handler							
	Pneumatic or Power Tools							
	Portable or Chemical Toilet Serviceman							
	Pump Man or Mixer Man							
	Railroad Track Laborer							
	Sandblast, Pot Tender							
	Saw Tender							
	Slurry Work							
	Steam Cleaner Operator							
	Steam Point or Water Jet Operator							

Wage benefits key: ANU=Annuity, BHR=basic hourly rate; H&W=health and welfare; IAF=industry advancement fund; LEG=legal fund; L&M=labor/management fund; PEN=pension fund; SAF=safety; SUI=supplemental unemployment insurance; S&L=SUI & LEG combined; TRN=training; THR=total hourly rate; VAC=vacation

Laborers (The Alaska areas north of N63 latitude and east of W138 longitude)

*See per diem note on last page

						L&M	LEG	
N1201	Group I, including:	40.25	10.55	21.51	2.00	0.35	0.20	74.86

- Storm Water Pollution Protection Plan Worker (SWPPP Worker - erosion and sediment control Laborer)
- Tank Cleaning
- Utiliwalk & Utilidor Laborer
- Watchman (construction projects)
- Window Cleaner

						L&M	LEG	
N1202	Group II, including:	41.25	10.55	21.51	2.00	0.35	0.20	75.86

- Burning & Cutting Torch
- Cement or Lime Dumper or Handler (sack or bulk)
- Certified Erosion Sediment Control Lead (CESCL Laborer)
- Choker Splicer
- Chucktender (wagon, air-track & hydraulic drills)
- Concrete Laborer (power buggy, concrete saws, pumcrete nozzleman, vibratorman)
- Culvert Pipe Laborer
- Cured Inplace Pipelayer
- Environmental Laborer (asbestos, marine work)
- Floor Preparation, Core Drilling
- Foam Gun or Foam Machine Operator
- Green Cutter (dam work)
- Gunite Operator
- Hod Carrier
- Jackhammer/Chipping Gun or Pavement Breaker
- Laser Instrument Operator
- Laying of Mortarless Decorative Block (retaining walls, flowered decorative block over 4 feet - highway or landscape work)
- Mason Tender & Mud Mixer (sewer work)
- Pilot Car
- Pipelayer Helper
- Plasterer, Bricklayer & Cement Finisher Tender
- Powderman Helper
- Power Saw Operator
- Railroad Switch Layout Laborer
- Sandblaster
- Scaffold Building & Erecting
- Sewer Caulker
- Sewer Plant Maintenance Man
- Thermal Plastic Applicator
- Timber Faller, Chainsaw Operator, Filer
- Timberman

Wage benefits key: ANU=Annuity, BHR=basic hourly rate; H&W=health and welfare; IAF=industry advancement fund; LEG=legal fund; L&M=labor/management fund; PEN=pension fund; SAF=safety; SUI=supplemental unemployment insurance; S&L=SUI & LEG combined; TRN=training; THR=total hourly rate; VAC=vacation

Laborers (The Alaska areas north of N63 latitude and east of W138 longitude)

*See per diem note on last page

						L&M	LEG	
N1203	Group III, including:	42.15	10.55	21.51	2.00	0.35	0.20	76.76
	Bit Grinder							
	Camera/Tool/Video Operator							
	Guardrail Machine Operator							
	High Rigger & Tree Topper							
	High Scaler							
	Multiplate							
	Plastic Welding							
	Slurry Seal Squeegee Man							
	Traffic Control Supervisor							
	Welding Certified (in connection with laborer's work)							

						L&M	LEG	
N1204	Group IIIA	46.53	10.55	21.51	2.00	0.35	0.20	81.14
	Asphalt Raker, Asphalt Belly Dump Lay Down							
	Drill Doctor (in the field)							
	Driller (including, but not limited to wagon drills, air-track drills, hydraulic drills)							
	Pioneer Drilling & Drilling Off Tugger (all type drills)							
	Pipelayers							
	Powderman (Employee Possessor)							
	Storm Water Pollution Protection Plan Specialist (SWPPP Specialist)							
	Traffic Control Supervisor, DOT Qualified							

						L&M	LEG	
N1205	Group IV	29.82	10.55	21.51	2.00	0.35	0.20	64.43
	Final Building Cleanup							
	Permanent Yard Worker							

						L&M	LEG	
N1206	Group IIIB	54.01	5.50	21.51	1.60	0.35	0.20	83.17
	Driller (including, but not limited to wagon drills, air-track drills, hydraulic drills)(over 5,000 hours)							
	Federal Powderman (Responsible Person in Charge)							
	Grade Checking (setting or transferring of grade marks, line and grade, GPS, drones)							
	Pioneer Drilling & Drilling Off Tugger (all type drills)(over 5,000 hours)							
	Stake Hopper							

Laborers (The area that is south of N63 latitude and west of W138 longitude)

*See per diem note on last page

						L&M	LEG	
S1201	Group I, including:	40.25	10.55	21.51	2.00	0.35	0.20	74.86
	Asphalt Worker (shovelman, plant crew)							

Wage benefits key: ANU=Annuity, BHR=basic hourly rate; H&W=health and welfare; IAF=industry advancement fund; LEG=legal fund; L&M=labor/management fund; PEN=pension fund; SAF=safety; SUI=supplemental unemployment insurance; S&L=SUI & LEG combined; TRN=training; THR=total hourly rate; VAC=vacation

Laborers (The area that is south of N63 latitude and west of W138 longitude)

*See per diem note on last page

						L&M	LEG	
S1201	Group I, including:	40.25	10.55	21.51	2.00	0.35	0.20	74.86
	Brush Cutter							
	Camp Maintenance Laborer							
	Carpenter Tender or Helper							
	Choke Setter, Hook Tender, Rigger, Signalman							
	Concrete Labor (curb & gutter, chute handler, curing, grouting, screeding)							
	Crusher Plant Laborer							
	Demolition Laborer							
	Ditch Digger							
	Dumpman							
	Environmental Laborer (hazard/toxic waste, oil spill)							
	Fence Installer							
	Fire Watch Laborer							
	Flagman							
	Form Stripper							
	General Laborer							
	Guardrail Laborer, Bridge Rail Installer							
	Hydro Seeder Nozzleman							
	Laborer, Building							
	Landscaper or Planter							
	Laying of Mortarless Decorative Block (retaining walls, flowered decorative block 4 feet or less - highway or landscape work)							
	Material Handler							
	Pneumatic or Power Tools							
	Portable or Chemical Toilet Serviceman							
	Pump Man or Mixer Man							
	Railroad Track Laborer							
	Sandblast, Pot Tender							
	Saw Tender							
	Slurry Work							
	Steam Cleaner Operator							
	Steam Point or Water Jet Operator							
	Storm Water Pollution Protection Plan Worker (SWPPP Worker - erosion and sediment control Laborer)							
	Tank Cleaning							
	Utiliwalk & Utilidor Laborer							
	Watchman (construction projects)							
	Window Cleaner							

						L&M	LEG	
S1202	Group II, including:	41.25	10.55	21.51	2.00	0.35	0.20	75.86

Burning & Cutting Torch

Wage benefits key: ANU=Annuity, BHR=basic hourly rate; H&W=health and welfare; IAF=industry advancement fund; LEG=legal fund; L&M=labor/management fund; PEN=pension fund; SAF=safety; SUI=supplemental unemployment insurance; S&L=SUI & LEG combined; TRN=training; THR=total hourly rate; VAC=vacation

Laborers (The area that is south of N63 latitude and west of W138 longitude)

*See per diem note on last page

						L&M	LEG	
S1202	Group II, including:	41.25	10.55	21.51	2.00	0.35	0.20	75.86
	Cement or Lime Dumper or Handler (sack or bulk)							
	Certified Erosion Sediment Control Lead (CESCL Laborer)							
	Choker Splicer							
	Chucktender (wagon, air-track & hydraulic drills)							
	Concrete Laborer (power buggy, concrete saws, pumpcrete nozzleman, vibratorman)							
	Culvert Pipe Laborer							
	Cured Inplace Pipelayer							
	Environmental Laborer (asbestos, marine work)							
	Floor Preparation, Core Drilling							
	Foam Gun or Foam Machine Operator							
	Green Cutter (dam work)							
	Gunite Operator							
	Hod Carrier							
	Jackhammer/Chipping Gun or Pavement Breaker							
	Laser Instrument Operator							
	Laying of Mortarless Decorative Block (retaining walls, flowered decorative block over 4 feet - highway or landscape work)							
	Mason Tender & Mud Mixer (sewer work)							
	Pilot Car							
	Pipelayer Helper							
	Plasterer, Bricklayer & Cement Finisher Tender							
	Powderman Helper							
	Power Saw Operator							
	Railroad Switch Layout Laborer							
	Sandblaster							
	Scaffold Building & Erecting							
	Sewer Caulker							
	Sewer Plant Maintenance Man							
	Thermal Plastic Applicator							
	Timber Faller, Chainsaw Operator, Filer							
	Timberman							

						L&M	LEG	
S1203	Group III, including:	42.15	10.55	21.51	2.00	0.35	0.20	76.76
	Bit Grinder							
	Camera/Tool/Video Operator							
	Guardrail Machine Operator							
	High Rigger & Tree Topper							
	High Scaler							
	Multiplate							
	Plastic Welding							

Wage benefits key: ANU=Annuity, BHR=basic hourly rate; H&W=health and welfare; IAF=industry advancement fund; LEG=legal fund; L&M=labor/management fund; PEN=pension fund; SAF=safety; SUI=supplemental unemployment insurance; S&L=SUI & LEG combined; TRN=training; THR=total hourly rate; VAC=vacation

Class Code	Classification of Laborers & Mechanics	BHR	H&W	PEN	TRN	Other	Benefits	THR
------------	--	-----	-----	-----	-----	-------	----------	-----

Laborers (The area that is south of N63 latitude and west of W138 longitude)

*See per diem note on last page

S1203	Group III, including:	42.15	10.55	21.51	2.00		L&M	LEG	
	Slurry Seal Squeegee Man						0.35	0.20	76.76
	Traffic Control Supervisor								
	Welding Certified (in connection with laborer's work)								

S1204	Group IIIA	46.53	10.55	21.51	2.00		L&M	LEG	
	Asphalt Raker, Asphalt Belly Dump Lay Down						0.35	0.20	81.14
	Drill Doctor (in the field)								
	Driller (including, but not limited to wagon drills, air-track drills, hydraulic drills)								
	Pioneer Drilling & Drilling Off Tugger (all type drills)								
	Pipelayers								
	Powderman (Employee Possessor)								
	Storm Water Pollution Protection Plan Specialist (SWPPP Specialist)								
	Traffic Control Supervisor, DOT Qualified								

S1205	Group IV	29.82	10.55	21.51	2.00		L&M	LEG	
	Final Building Cleanup						0.35	0.20	64.43
	Permanent Yard Worker								

S1206	Group IIIB	54.01	5.50	21.51	1.60		L&M	LEG	
	Driller (including, but not limited to wagon drills, air-track drills, hydraulic drills)(over 5,000 hours)						0.35	0.20	83.17
	Federal Powderman (Responsible Person in Charge)								
	Grade Checking (setting or transferring of grade marks, line and grade, GPS, drones)								
	Pioneer Drilling & Drilling Off Tugger (all type drills)(over 5,000 hours)								
	Stake Hopper								

Millwrights

*See per diem note on last page

A1251	Millwright (journeyman)	55.42	8.75	15.00	1.11		L&M		
							0.20	0.25	80.73

A1252	Millwright Welder	56.42	8.75	15.00	1.11		L&M		
							0.20	0.25	81.73

Painters, Region I (North of N63 latitude)

*See per diem note on last page

N1301	Group I, including:	40.33	9.97	15.10	1.10		L&M		
							0.10		66.60

Wage benefits key: ANU=Annuity, BHR=basic hourly rate; H&W=health and welfare; IAF=industry advancement fund; LEG=legal fund; L&M=labor/management fund; PEN=pension fund; SAF=safety; SUI=supplemental unemployment insurance; S&L=SUI & LEG combined; TRN=training; THR=total hourly rate; VAC=vacation

Painters, Region I (North of N63 latitude)

*See per diem note on last page

						L&M	
N1301	Group I, including:	40.33	9.97	15.10	1.10	0.10	66.60
	Brush						
	General Painter						
	Hand Taping						
	Hazardous Material Handler						
	Lead-Based Paint Abatement						
	Roll						

						L&M	
N1302	Group II, including:	40.85	9.97	15.10	1.10	0.10	67.12
	Bridge Painter						
	Epoxy Applicator						
	General Drywall Finisher						
	Hand/Spray Texturing						
	Industrial Coatings Specialist						
	Machine/Automatic Taping						
	Pot Tender						
	Sandblasting						
	Specialty Painter						
	Spray						
	Structural Steel Painter						
	Wallpaper/Vinyl Hanger						

N1304	Group IV, including:	44.54	9.97	18.61	1.10	0.10	74.32
	Glazier						
	Storefront/Automatic Door Mechanic						

N1305	Group V, including:	39.66	9.97	5.00	1.10	0.10	55.83
	Carpet Installer						
	Floor Coverer						
	Heat Weld/Cove Base						
	Linoleum/Soft Tile Installer						

N1306	Group VI, including:	69.78	11.01	7.80	1.10	0.10	89.79
	Traffic Control Striper						

Painters, Region II (South of N63 latitude)

*See per diem note on last page

						L&M	
S1301	Group I, including :	35.97	9.97	17.45	1.10	0.10	64.59
	Brush						

Wage benefits key: ANU=Annuity, BHR=basic hourly rate; H&W=health and welfare; IAF=industry advancement fund; LEG=legal fund; L&M=labor/management fund; PEN=pension fund; SAF=safety; SUI=supplemental unemployment insurance; S&L=SUI & LEG combined; TRN=training; THR=total hourly rate; VAC=vacation

Painters, Region II (South of N63 latitude)

*See per diem note on last page

						L&M	
S1301	Group I, including :	35.97	9.97	17.45	1.10	0.10	64.59
	General Painter						
	Hand Taping						
	Hazardous Material Handler						
	Lead-Based Paint Abatement						
	Roll						
	Spray						
S1302	Group II, including :	37.22	9.97	17.45	1.10	0.10	65.84
	General Drywall Finisher						
	Hand/Spray Texturing						
	Machine/Automatic Taping						
	Wallpaper/Vinyl Hanger						
S1303	Group III, including :	37.32	9.97	17.45	1.10	0.10	65.94
	Bridge Painter						
	Epoxy Applicator						
	Industrial Coatings Specialist						
	Pot Tender						
	Sandblasting						
	Specialty Painter						
	Structural Steel Painter						
S1304	Group IV, including:	45.20	9.97	17.25	1.10	0.10	73.62
	Glazier						
	Storefront/Automatic Door Mechanic						
S1305	Group V, including:	39.66	9.97	5.00	1.10	0.10	55.83
	Carpet Installer						
	Floor Coverer						
	Heat Weld/Cove Base						
	Linoleum/Soft Tile Installer						
S1306	Group VI, including:	69.78	11.01	7.80	1.10	0.10	89.79
	Traffic Control Striper						

Piledrivers

*See per diem note on last page

Wage benefits key: ANU=Annuity, BHR=basic hourly rate; H&W=health and welfare; IAF=industry advancement fund; LEG=legal fund; L&M=labor/management fund; PEN=pension fund; SAF=safety; SUI=supplemental unemployment insurance; S&L=SUI & LEG combined; TRN=training; THR=total hourly rate; VAC=vacation

Class Code	Classification of Laborers & Mechanics	BHR	H&W	PEN	TRN	Other	Benefits	THR
------------	--	-----	-----	-----	-----	-------	----------	-----

Piledrivers
*See per diem note on last page

A1401	Piledriver	50.79	8.75	16.80	0.77	L&M	IAF	77.21
	Assistant Dive Tender							
	Carpenter/Piledriver							
	Rigger							
	Sheet Stabber							
	Skiff Operator							
A1402	Piledriver-Welder/Toxic Worker	51.79	8.75	16.80	0.77	L&M	IAF	78.21
A1403	Remotely Operated Vehicle Pilot/Technician	55.10	8.75	16.80	0.77	L&M	IAF	81.52
	Single Atmosphere Suit, Bell or Submersible Pilot							
A1404	Diver (working) **See note on last page	94.90	8.75	16.80	0.77	L&M	IAF	121.32
A1405	Diver (standby) **See note on last page	55.10	8.75	16.80	0.77	L&M	IAF	81.52
A1406	Dive Tender **See note on last page	54.10	8.75	16.80	0.77	L&M	IAF	80.52
A1407	Welder (American Welding Society, Certified Welding Inspector)	56.35	8.75	16.80	0.77	L&M	IAF	82.77

Plumbers, Region I (North of N63 latitude)
*See per diem note on last page

N1501	Journeyman Pipefitter	51.66	12.45	18.70	1.75	L&M	S&L	85.76
	Plumber							
	Welder							

Plumbers, Region II (South of N63 latitude)
*See per diem note on last page

S1501	Journeyman Pipefitter	47.50	14.03	16.02	2.40	L&M		80.15
	Plumber							
	Welder							

Plumbers, Region IIA (1st Judicial District)
*See per diem note on last page

X1501	Journeyman Pipefitter	50.50	15.67	12.25	2.95	L&M		81.61
--------------	-----------------------	-------	-------	-------	------	-----	--	-------

Wage benefits key: ANU=Annuity, BHR=basic hourly rate; H&W=health and welfare; IAF=industry advancement fund; LEG=legal fund; L&M=labor/management fund; PEN=pension fund; SAF=safety; SUI=supplemental unemployment insurance; S&L=SUI & LEG combined; TRN=training; THR=total hourly rate; VAC=vacation

Plumbers, Region IIA (1st Judicial District)

*See per diem note on last page

X1501	Journeyman Pipefitter	50.50	15.67	12.25	2.95		L&M 0.24	81.61
	Plumber							
	Welder							

Power Equipment Operators

*See per diem note on last page

A1601	Group I, including:	53.23	12.10	16.25	1.05		L&M 0.10	82.73
	Asphalt Roller: Breakdown, Intermediate, and Finish							
	Back Filler							
	Barrier Machine (Zipper)							
	Beltcrete with Power Pack & similar conveyors							
	Bending Machine							
	Boat Coxswain							
	Bulldozer							
	Cableways, Highlines & Cablecars							
	Cleaning Machine							
	Coating Machine							
	Concrete Hydro Blaster							
	Cranes (45 tons & under or 150 feet of boom & under (including jib & attachments))							
	(a) Hydralifts or Transporters, (all track or truck type)							
	(b) Derricks							
	(c) Overhead							
	Crushers							
	Deck Winches, Double Drum							
	Ditching or Trenching Machine (16 inch or over)							
	Drag Scraper, Yarder, and similar types							
	Drilling Machines, Core, Cable, Rotary and Exploration							
	Finishing Machine Operator, Concrete Paving, Laser Screed, Sidewalk, Curb & Gutter Machine							
	Grade Checker and/or Line and Grade including Drone							
	Helicopters							
	Hover Craft, Flex Craft, Loadmaster, Air Cushion, All-Terrain Vehicle, Rollagon, Bargecable, Nodwell, & Snow Cat							
	Hydro Ax, Feller Buncher & similar							
	Hydro Excavation (Vac-Truck and Similar)							
	Loaders (2 1/2 yards through 5 yards, including all attachments):							
	(a) Forklifts (with telescopic boom & swing attachment)							
	(b) Front End & Overhead, (2-1/2 yards through 5 yards)							
	(c) Loaders, (with forks or pipe clamp)							
	(d) Loaders, (elevating belt type, Euclid & similar types)							

Wage benefits key: ANU=Annuity, BHR=basic hourly rate; H&W=health and welfare; IAF=industry advancement fund; LEG=legal fund; L&M=labor/management fund; PEN=pension fund; SAF=safety; SUI=supplemental unemployment insurance; S&L=SUI & LEG combined; TRN=training; THR=total hourly rate; VAC=vacation

Power Equipment Operators

*See per diem note on last page

						L&M	
A1601	Group I, including:	53.23	12.10	16.25	1.05	0.10	82.73
	Material Transfer Vehicle (Elevating Grader, Pickup Machine, and similar types)						
	Mechanic, Welder, Bodyman, Electrical, Camp & Maintenance Engineer						
	Micro Tunneling Machine						
	Mixers: Mobile type with hoist combination						
	Motor Patrol Grader						
	Mucking Machine: Mole, Tunnel Drill, Horizontal/Directional Drill Operator and/or Shield						
	Off-Road Hauler (including Articulating and Haul Trucks)						
	Operator on Dredges						
	Piledriver Engineer, L.B. Foster, Puller or similar paving breaker						
	Plant Operator (Asphalt & Concrete)						
	Power Plant, Turbine Operator 200 k.w & over (power plants or combination of power units over 300 k.w.)						
	Remote Controlled Equipment						
	Scraper (through 40 yards)						
	Service Oiler/Service Engineer						
	Shot Blast Machine						
	Shovels, Backhoes, Excavators with all attachments, and Gradealls (3 yards & under)						
	Sideboom (under 45 tons)						
	Sub Grader (Gurries & similar types)						
	Tack Tractor						
	Truck Mounted Concrete Pump, Conveyor/Tele-belt, & Creter						
	Wate Kote Machine						

						L&M	
A1602	Group IA, including:	55.33	12.10	16.25	1.05	0.10	84.83

- Camera/Tool/Video Operator (Slipline)
- Certified Welder, Electrical Mechanic, Camp Maintenance Engineer, Mechanic (over 10,000 hours)
- Cranes (over 45 tons or 150 feet including jib & attachments)
 - (a) Clamshells & Draglines (over 3 yards)
 - (b) Tower Cranes
- Licensed Water/Waste Water Treatment Operator
- Loaders (over 5 yards)
- Motor Patrol Grader, Dozer, Grade Tractor (finish: when finishing to final grade and/or to hubs, or for asphalt)
- Power Plants (1000 k.w. & over)
- Profiler, Reclaimer, and Roto-Mill
- Quad
- Scrapers (over 40 yards)

Wage benefits key: ANU=Annuity, BHR=basic hourly rate; H&W=health and welfare; IAF=industry advancement fund; LEG=legal fund; L&M=labor/management fund; PEN=pension fund; SAF=safety; SUI=supplemental unemployment insurance; S&L=SUI & LEG combined; TRN=training; THR=total hourly rate; VAC=vacation

Power Equipment Operators

*See per diem note on last page

A1602 Group IA, including:	55.33	12.10	16.25	1.05			L&M 0.10	84.83
-----------------------------------	-------	-------	-------	------	--	--	------------------------	-------

- Screed
- Shovels, Backhoes, Excavators with all attachments (over 3 yards)
- Sidebooms (over 45 tons)
- Slip Form Paver, C.M.I. & similar types
- Topside (Asphalt Paver, Slurry machine, Spreaders, and similar types)

A1603 Group II, including:	52.32	12.10	16.25	1.05			L&M 0.10	81.82
-----------------------------------	-------	-------	-------	------	--	--	------------------------	-------

- Boiler - Fireman
- Cement Hogs & Concrete Pump Operator
- Conveyors (except those listed in Group I)
- Hoists on Steel Erection, Towermobiles & Air Tuggers
- Horizontal/Directional Drill Locator
- Locomotives, Rod & Geared Engines
- Mixers
- Screening, Washing Plant
- Sideboom (cradling rock drill, regardless of size)
- Skidder
- Trenching Machines (under 16 inches)
- Water/Waste Water Treatment Operator

A1604 Group III, including:	51.46	12.10	16.25	1.05			L&M 0.10	80.96
------------------------------------	-------	-------	-------	------	--	--	------------------------	-------

- "A" Frame Trucks, Deck Winches
- Bombardier (tack or tow rig)
- Boring Machine
- Brooms, Power (sweeper, elevator, vacuum, or similar)
- Bump Cutter
- Compressor
- Farm Tractor
- Forklift, Industrial Type
- Gin Truck or Winch Truck (with poles when used for hoisting)
- Hoists, Air Tuggers, Elevators
- Loaders:
 - (a) Elevating-Athey, Barber Greene & similar types
 - (b) Forklifts or Lumber Carrier (on construction job sites)
 - (c) Forklifts, (with tower)
 - (d) Overhead & Front End, (under 2-1/2 yards)
- Locomotives: Dinkey (air, steam, gas & electric) Speeders
- Mechanics, Light Duty
- Oil, Blower Distribution
- Posthole Digger, Mechanical

Wage benefits key: ANU=Annuity, BHR=basic hourly rate; H&W=health and welfare; IAF=industry advancement fund; LEG=legal fund; L&M=labor/management fund; PEN=pension fund; SAF=safety; SUI=supplemental unemployment insurance; S&L=SUI & LEG combined; TRN=training; THR=total hourly rate; VAC=vacation

Power Equipment Operators
 *See per diem note on last page

						L&M	
A1604	Group III, including:	51.46	12.10	16.25	1.05	0.10	80.96
	Pot Fireman (power agitated)						
	Power Plant, Turbine Operator, (under 200 k.w.)						
	Pumps, Water						
	Roller (other than Asphalt)						
	Saws, Concrete						
	Skid Hustler						
	Skid Steer (with all attachments)						
	Stake Hopper						
	Straightening Machine						
	Tow Tractor						

						L&M	
A1605	Group IV, including:	44.06	12.10	16.25	1.05	0.10	73.56
	Crane Assistant Engineer/Rig Oiler						
	Drill Helper						
	Parts & Equipment Coordinator						
	Spotter						
	Steam Cleaner						
	Swamper (on trenching machines or shovel type equipment)						

Roofers
 *See per diem note on last page

						L&M	
A1701	Roofer & Waterproofer	52.07	13.90	4.01	0.81	0.10	0.09 70.98
A1702	Roofer Material Handler	38.68	13.90	4.01	0.81	0.10	0.09 57.59

Sheet Metal Workers, Region I (North of N63 latitude)
 *See per diem note on last page

						L&M	
N1801	Sheet Metal Journeyman	54.00	12.80	15.94	1.80	0.12	84.66
	Air Balancing and duct cleaning of HVAC & HVAC-R systems						
	Brazing, soldering or welding of metals						
	Demolition of sheet metal HVAC & HVAC-R systems						
	Fabrication and installation of exterior wall sheathing, siding, metal roofing, flashing, decking and architectural sheet metal work						
	Fabrication and installation of heating, ventilation and air conditioning ducts and equipment						
	Fabrication and installation of louvers and hoods						
	Fabrication and installation of sheet metal lagging						

Wage benefits key: ANU=Annuity, BHR=basic hourly rate; H&W=health and welfare; IAF=industry advancement fund; LEG=legal fund; L&M=labor/management fund; PEN=pension fund; SAF=safety; SUI=supplemental unemployment insurance; S&L=SUI & LEG combined; TRN=training; THR=total hourly rate; VAC=vacation

Sheet Metal Workers, Region I (North of N63 latitude)

*See per diem note on last page

							L&M	
N1801	Sheet Metal Journeyman	54.00	12.80	15.94	1.80	0.12		84.66

Fabrication and installation of stainless steel commercial or industrial food service equipment & wall sheathing
 HVAC & HVAC-R Service Mechanic, servicing and maintaining and making operable HVAC & HVAC-R Systems
 HVAC & HVAC-R systems controls and programming
 Manufacture, fabrication assembly, installation and alteration of all ferrous and nonferrous metal work
 Metal lavatory partitions
 Preparation of drawings taken from architectural and engineering plans required for fabrication and erection of sheet metal work
 Sheet Metal shelving, lockers
 Sheet Metal venting, chimneys and breaching
 Skylight installation

Sheet Metal Workers, Region II (South of N63 latitude)

*See per diem note on last page

							L&M	
S1801	Sheet Metal Journeyman	48.75	12.80	15.30	2.06	0.43		79.34

Air Balancing and duct cleaning of HVAC & HVAC-R systems
 Brazing, soldering or welding of metals
 Demolition of sheet metal HVAC & HVAC-R systems
 Fabrication and installation of exterior wall sheathing, siding, metal roofing, flashing, decking and architectural sheet metal work
 Fabrication and installation of heating, ventilation and air conditioning ducts and equipment
 Fabrication and installation of louvers and hoods
 Fabrication and installation of sheet metal lagging
 Fabrication and installation of stainless steel commercial or industrial food service equipment & wall sheathing
 HVAC & HVAC-R Service Mechanic, servicing and maintaining and making operable HVAC & HVAC-R Systems
 HVAC & HVAC-R systems controls and programming
 Manufacture, fabrication assembly, installation and alteration of all ferrous and nonferrous metal work
 Metal lavatory partitions
 Preparation of drawings taken from architectural and engineering plans required for fabrication and erection of sheet metal work
 Sheet Metal shelving, lockers
 Sheet Metal venting, chimneys and breaching
 Skylight installation

Wage benefits key: ANU=Annuity, BHR=basic hourly rate; H&W=health and welfare; IAF=industry advancement fund; LEG=legal fund; L&M=labor/management fund; PEN=pension fund; SAF=safety; SUI=supplemental unemployment insurance; S&L=SUI & LEG combined; TRN=training; THR=total hourly rate; VAC=vacation

Class Code	Classification of Laborers & Mechanics	BHR	H&W	PEN	TRN	Other Benefits	THR
------------	--	-----	-----	-----	-----	----------------	-----

Sprinkler Fitters
*See per diem note on last page

A1901	Sprinkler Fitter	56.61	12.40	18.45	0.54	L&M 0.25	88.25
--------------	------------------	-------	-------	-------	------	------------------------	-------

Surveyors
*See per diem note on last page

A2001	Chief of Parties	59.93	13.48	14.64	1.30	L&M 0.10	89.45
--------------	------------------	-------	-------	-------	------	------------------------	-------

A2002	Party Chief	55.78	13.48	14.64	1.30	L&M 0.10	85.30
--------------	-------------	-------	-------	-------	------	------------------------	-------

A2003	Line & Grade Technician/Office Technician/GPS, Drones	52.77	13.48	14.64	1.30	L&M 0.10	82.29
--------------	---	-------	-------	-------	------	------------------------	-------

A2004	Associate Party Chief (including Instrument Person & Head Chain Person)/Stake Hop/Grademan	50.31	13.48	14.64	1.30	L&M 0.10	79.83
--------------	--	-------	-------	-------	------	------------------------	-------

A2006	Chain Person (for crews with more than 2 people)	45.29	13.48	14.64	1.30	L&M 0.10	74.81
--------------	--	-------	-------	-------	------	------------------------	-------

Truck Drivers
*See per diem note on last page

A2101	Group I, including:	51.58	13.48	14.64	1.30	L&M 0.10	81.10
--------------	---------------------	-------	-------	-------	------	------------------------	-------

- Air/Sea Traffic Controllers
- Ambulance/Fire Truck Driver (EMT certified)
- Boat Coxswain
- Captains & Pilots (air & water)
- Deltas, Commanders, Rollagons, & similar equipment (when pulling sleds, trailers or similar equipment)
- Dump Trucks (including articulating end dumps, rockbuggy, side dump, belly dump, & trucks with pups) over 40 yards up to & including 60 yards
- Fueler
- Helicopter Transporter
- Liquid Vac Truck/Super Vac Truck
- Material Coordinator or Purchasing Agent
- Oil Distributor Truck
- Ready-mix (over 12 yards up to & including 15 yards) (over 15 yards to be negotiated)
- Semi with Double Box Mixer
- Tireman, Medium Duty (Truck Tires up to 1200-24")
- Water Wagon (250 Bbls and above)

A2102	Group 1A including:	53.05	13.48	14.64	1.30	L&M 0.10	82.57
--------------	---------------------	-------	-------	-------	------	------------------------	-------

Wage benefits key: ANU=Annuity, BHR=basic hourly rate; H&W=health and welfare; IAF=industry advancement fund; LEG=legal fund; L&M=labor/management fund; PEN=pension fund; SAF=safety; SUI=supplemental unemployment insurance; S&L=SUI & LEG combined; TRN=training; THR=total hourly rate; VAC=vacation

Truck Drivers

*See per diem note on last page

A2102 Group 1A including:	53.05	13.48	14.64	1.30	L&M		0.10	82.57
----------------------------------	-------	-------	-------	------	----------------	--	------	-------

Dump Trucks (including rockbuggy, side dump, belly dump & trucks with pups) over 60 yards up to & including 100 yards (over 100 yards to be negotiated)

Jeeps (driver under load)

Lowboys, including tractor attached trailers & jeeps, up to & including 12 axles (over 12 axles or 150 tons to be negotiated)

Tireman Heavy Duty (earthmover tires, i.e., loader, scraper, haul truck)

A2103 Group II, including:	50.12	13.48	14.64	1.30	L&M		0.10	79.64
-----------------------------------	-------	-------	-------	------	----------------	--	------	-------

All Deltas, Commanders, Rollagons, & similar equipment

Batch Trucks (8 yards & up)

Batch Trucks (up to & including 7 yards)

Boom Truck/Knuckle Truck (over 5 tons)

Cacasco Truck/Heat Stress Truck

Construction and Material Safety Technician

Dump Trucks (including articulating end dump, rockbuggy, side dump, belly dump, & trucks with pups) over 20 yards up to & including 40 yards

Gin Pole Truck, Winch Truck, Wrecker (truck mounted "A" frame manufactured rating over 5 tons)

Mechanics

Partsman

Ready-mix (up to & including 12 yards)

Stringing Truck

Turn-O-Wagon or DW-10 (not self loading)

A2104 Group III, including:	49.17	13.48	14.64	1.30	L&M		0.10	78.69
------------------------------------	-------	-------	-------	------	----------------	--	------	-------

Boom Truck/Knuckle Truck (up to & including 5 tons)

Dump Trucks (including articulating end dump, rockbuggy, side dump, belly dump, & trucks with pups) over 10 yards up to & including 20 yards

Expeditor (electrical & pipefitting materials)

Gin Pole Truck, Winch Truck, Wrecker (truck mounted "A" frame manufactured rating 5 tons & under)

Greaser - Shop

Semi or Truck & Trailer

Thermal Plastic Layout Technician

Traffic Control Technician

Trucks/Jeeps (push or pull)

A2105 Group IV, including:	48.50	13.48	14.64	1.30	L&M		0.10	78.02
-----------------------------------	-------	-------	-------	------	----------------	--	------	-------

Air Cushion or similar type vehicle

All Terrain Vehicle

Wage benefits key: ANU=Annuity, BHR=basic hourly rate; H&W=health and welfare; IAF=industry advancement fund; LEG=legal fund; L&M=labor/management fund; PEN=pension fund; SAF=safety; SUI=supplemental unemployment insurance; S&L=SUI & LEG combined; TRN=training; THR=total hourly rate; VAC=vacation

Truck Drivers

*See per diem note on last page

						L&M	
A2105	Group IV, including:	48.50	13.48	14.64	1.30	0.10	78.02
	Buggymobile						
	Bull Lift & Fork Lift, Fork Lift with Power Boom & Swing Attachment (over 5 tons)						
	Bus Operator (over 30 passengers)						
	Cement Spreader, Dry						
	Combination Truck-Fuel & Grease						
	Compactor (when pulled by rubber tired equipment)						
	Dump Trucks (including rockbuggy, side dump, belly dump, & trucks with pups) up to & including 10 yards						
	Dumpster						
	Expeditor (general)						
	Fire Truck/Ambulance Driver						
	Flat Beds, Dual Rear Axle						
	Foam Distributor Truck Dual Axle						
	Front End Loader with Fork						
	Grease Truck						
	Hydro Seeder, Dual Axle						
	Hyster Operators (handling bulk aggregate)						
	Loadmaster (air & water operations)						
	Lumber Carrier						
	Ready-mix, (up to & including 7 yards)						
	Rigger (air/water/oilfield)						
	Tireman, Light Duty						
	Track Truck Equipment						
	Truck Vacuum Sweeper						
	Warehouseperson						
	Water Truck (Below 250 Bbls)						
	Water Truck (straight)						
	Water Wagon, Semi						

						L&M	
A2106	Group V, including:	47.62	13.48	14.64	1.30	0.10	77.14
	Buffer Truck						
	Bull Lifts & Fork Lifts, Fork Lifts with Power Boom & Swing Attachments (up to & including 5 tons)						
	Bus Operator (up to 30 passengers)						
	Farm Type Rubber Tired Tractor (when material handling or pulling wagons on a construction project)						
	Flat Beds, Single Rear Axle						
	Foam Distributor Truck Single Axle						
	Fuel Handler (station/bulk attendant)						
	Gear/Supply Truck						

Wage benefits key: ANU=Annuity, BHR=basic hourly rate; H&W=health and welfare; IAF=industry advancement fund; LEG=legal fund; L&M=labor/management fund; PEN=pension fund; SAF=safety; SUI=supplemental unemployment insurance; S&L=SUI & LEG combined; TRN=training; THR=total hourly rate; VAC=vacation

Truck Drivers
 *See per diem note on last page

						L&M	
A2106	Group V, including:	47.62	13.48	14.64	1.30	0.10	77.14
	Gravel Spreader Box Operator on Truck						
	Hydro Seeder, Single Axle						
	Pickups (pilot cars & all light-duty vehicles)						
	Rigger						
	Swamper						
	Tack Truck (welders/gear)						
	Team Drivers (horses, mules, & similar equipment)						

Tunnel Workers, Laborers (The Alaska areas north of N63 latitude and east of W138 longitude)
 *See per diem note on last page

						L&M	LEG
N2201	Group I, including:	44.28	10.55	21.51	2.00	0.35	0.20 78.89
	Brakeman						
	Mucker						
	Nipper						
	Storm Water Pollution Protection Plan Worker (SWPPP Worker - erosion and sediment control Laborer)						
	Topman & Bull Gang						
	Tunnel Track Laborer						

						L&M	LEG
N2202	Group II, including:	45.38	10.55	21.51	2.00	0.35	0.20 79.99
	Burning & Cutting Torch						
	Certified Erosion Sediment Control Lead (CESCL Laborer)						
	Concrete Laborer						
	Floor Preparation, Core Drilling						
	Jackhammer/Chipping Gun or Pavement Breaker						
	Laser Instrument Operator						
	Nozzlemen, Pumcrete or Shotcrete						
	Pipelayer Helper						

						L&M	LEG
N2203	Group III, including:	46.37	10.55	21.51	2.00	0.35	0.20 80.98
	Miner						
	Retimberman						

						L&M	LEG
N2204	Group IIIA, including:	51.18	10.55	21.51	2.00	0.35	0.20 85.79
	Asphalt Raker, Asphalt Belly Dump Lay Down						
	Drill Doctor (in the field)						
	Driller (including, but not limited to wagon drills, air-track drills, hydraulic drills)						

Wage benefits key: ANU=Annuity, BHR=basic hourly rate; H&W=health and welfare; IAF=industry advancement fund; LEG=legal fund; L&M=labor/management fund; PEN=pension fund; SAF=safety; SUI=supplemental unemployment insurance; S&L=SUI & LEG combined; TRN=training; THR=total hourly rate; VAC=vacation

Tunnel Workers, Laborers (The Alaska areas north of N63 latitude and east of W138 longitude)
 *See per diem note on last page

						L&M	LEG	
N2204	Group IIIA, including:	51.18	10.55	21.51	2.00	0.35	0.20	85.79
	Pioneer Drilling & Drilling Off Tugger (all type drills)							
	Pipelayer							
	Powderman (Employee Possessor)							
	Storm Water Pollution Protection Plan Specialist (SWPPP Specialist)							
	Traffic Control Supervisor, DOT Qualified							

						L&M	LEG	
N2206	Group IIIB, including:	59.41	5.50	21.51	1.60	0.35	0.20	88.57
	Driller (including, but not limited to wagon drills, air-track drills, hydraulic drills)(over 5,000 hours)							
	Federal Powderman (Responsible Person in Charge)							
	Grade Checking (setting or transferring of grade marks, line and grade, GPS, drones)							
	Pioneer Drilling & Drilling Off Tugger (all type drills)(over 5,000 hours)							
	Stake Hopper							

Tunnel Workers, Laborers (The area that is south of N63 latitude and west of W138 longitude)
 *See per diem note on last page

						L&M	LEG	
S2201	Group I, including:	44.28	10.55	21.51	2.00	0.35	0.20	78.89
	Brakeman							
	Mucker							
	Nipper							
	Storm Water Pollution Protection Plan Worker (SWPPP Worker - erosion and sediment control Laborer)							
	Topman & Bull Gang							
	Tunnel Track Laborer							

						L&M	LEG	
S2202	Group II, including:	45.38	10.55	21.51	2.00	0.35	0.20	79.99
	Burning & Cutting Torch							
	Certified Erosion Sediment Control Lead (CESCL Laborer)							
	Concrete Laborer							
	Floor Preparation, Core Drilling							
	Jackhammer/Chipping Gun or Pavement Breaker							
	Laser Instrument Operator							
	Nozzlemen, Pumpcrete or Shotcrete							
	Pipelayer Helper							

						L&M	LEG	
S2203	Group III, including:	46.37	10.55	21.51	2.00	0.35	0.20	80.98
	Miner							
	Retimberman							

Wage benefits key: ANU=Annuity, BHR=basic hourly rate; H&W=health and welfare; IAF=industry advancement fund; LEG=legal fund; L&M=labor/management fund; PEN=pension fund; SAF=safety; SUI=supplemental unemployment insurance; S&L=SUI & LEG combined; TRN=training; THR=total hourly rate; VAC=vacation

Tunnel Workers, Laborers (The area that is south of N63 latitude and west of W138 longitude)
 *See per diem note on last page

						L&M	LEG	
S2204	Group IIIA, including:	51.18	10.55	21.51	2.00	0.35	0.20	85.79
	Asphalt Raker, Asphalt Belly Dump Lay Down							
	Drill Doctor (in the field)							
	Driller (including, but not limited to wagon drills, air-track drills, hydraulic drills)							
	Pioneer Drilling & Drilling Off Tugger (all type drills)							
	Pipelayer							
	Powderman (Employee Possessor)							
	Storm Water Pollution Protection Plan Specialist (SWPPP Specialist)							
	Traffic Control Supervisor, DOT Qualified							

						L&M	LEG	
S2206	Group IIIB, including:	59.41	5.50	21.51	1.60	0.35	0.20	88.57
	Driller (including, but not limited to wagon drills, air-track drills, hydraulic drills)(over 5,000 hours)							
	Federal Powderman (Responsible Person in Charge)							
	Grade Checking (setting or transferring of grade marks, line and grade, GPS, drones)							
	Pioneer Drilling & Drilling Off Tugger (all type drills)(over 5,000 hours)							
	Stake Hopper							

Tunnel Workers, Power Equipment Operators
 *See per diem note on last page

						L&M		
A2207	Group I	58.55	12.10	16.25	1.05	0.10		88.05
A2208	Group IA	60.86	12.10	16.25	1.05	0.10		90.36
A2209	Group II	57.55	12.10	16.25	1.05	0.10		87.05
A2210	Group III	56.60	12.10	16.25	1.05	0.10		86.10
A2211	Group IV	48.47	12.10	16.25	1.05	0.10		77.97

Wage benefits key: ANU=Annuity, BHR=basic hourly rate; H&W=health and welfare; IAF=industry advancement fund; LEG=legal fund; L&M=labor/management fund; PEN=pension fund; SAF=safety; SUI=supplemental unemployment insurance; S&L=SUI & LEG combined; TRN=training; THR=total hourly rate; VAC=vacation

*** Per diem is an established practice for this classification. This means that per diem is an allowable alternative to board and lodging if all criteria are met. See 8 AAC 30.051-08 AAC 30.056, and the per diem information on page vii of this Pamphlet.**

**** Work in combination of classifications: Employees working in any combination of classifications within the diving crew (working diver, standby diver, and tender) in a shift are paid in the classification with the highest rate for a minimum of 8 hours per shift.**

Wage benefits key: ANU=Annuity, BHR=basic hourly rate; H&W=health and welfare; IAF=industry advancement fund; LEG=legal fund; L&M=labor/management fund; PEN=pension fund; SAF=safety; SUI=supplemental unemployment insurance; S&L=SUI & LEG combined; TRN=training; THR=total hourly rate; VAC=vacation

Alaska Department of Labor and Workforce Development

Alaska Statewide Wages 2024, reported May 2025

Management							
		Mean Wage	Wage by Percentile				
SOC	Occupation Title	Mean	10th	25th	Median	75th	90th
11-9041	Architectural And Engineering Managers	77.70	53.92	59.36	73.22	93.32	103.04
11-9021	Construction Managers	71.28	47.91	53.62	65.21	79.79	103.44

Construction and Extraction							
		Mean Wage	Wage by Percentile				
SOC	Occupation Title	Mean	10th	25th	Median	75th	90th
47-2111	Electricians	40.15	23.95	29.38	39.36	47.47	55.04
47-1011	First-Line Supervisors Of Construction Trades And Extraction Workers	48.68	29.80	38.37	47.61	53.14	68.71

Life, Physical, and Social Science							
		Mean Wage	Wage by Percentile				
SOC	Occupation Title	Mean	10th	25th	Median	75th	90th
19-4042	Environmental Science And Protection Technicians, Including Health	29.46	17.08	17.93	23.48	29.61	51.58
19-4043	Geological Technicians, Except Hydrologic Technicians	42.99	24.12	26.49	32.56	40.12	71.35

Architecture and Engineering

		Mean Wage	Wage by Percentile				
SOC	Occupation Title	Mean	10th	25th	Median	75th	90th
17-2051	Civil Engineers	55.41	37.88	42.89	51.56	63.28	78.09
17-1022	Surveyors	45.62	29.14	36.54	41.12	54.20	74.54
17-3031	Surveying And Mapping Technicians	34.83	19.11	30.55	35.25	37.90	48.39
17-2151	Mining And Geological Engineers, Including Mining Safety Engineers	59.05	33.84	43.73	52.57	64.16	96.87

Protective Service

		Mean Wage	Wage by Percentile				
SOC	Occupation Title	Mean	10th	25th	Median	75th	90th
33-1091	First-Line Supervisors Of Security Workers	34.31	21.96	24.95	34.13	40.30	52.44

Office and Administrative Support

		Mean Wage	Wage by Percentile				
SOC	Occupation Title	Mean	10th	25th	Median	75th	90th
43-6012	Legal Secretaries And Administrative Assistants	29.25	21.69	24.97	28.65	29.71	40.70

From: [Ivan Clark](#)
To: [Chloe Poindexter](#)
Subject: FW: Costing for seed mixture and fertilizer
Date: Tuesday, August 27, 2024 3:13:42 PM
Attachments: [image001.jpg](#)
[image002.png](#)
[image003.png](#)

From: Steve Rooke <steve.rooke@alaskamillandfeed.com>
Sent: Tuesday, June 25, 2024 7:47 AM
To: Riona Kruger <rkruger@srk.com>
Subject: RE: Costing for seed mixture and fertilizer

EXTERNAL

Riona,
50lb 20-20-10 \$30.95
Seed & fertilizer prices are FOB AG&P / Anchorage
Thanks, Steve

STEVE ROOKE | Alaska Garden & Pet Supply, Inc | Office: (907) 222-2047 | Fax: (907) 222-2060
OPEN: Monday – Friday, 8am to 5pm

From: Riona Kruger
Sent: Tuesday, June 25, 2024 7:30 AM
To: Steve Rooke <steve.rooke@alaskamillandfeed.com>
Subject: Re: Costing for seed mixture and fertilizer

CAUTION: This email originated from outside of the organization. Do not click links or open attachments unless you recognize the sender and know the content is safe.

Would you be able to give me a cost per pound for 20 20 10 fertilizer?
Thanks very much
Riona

Get [Outlook for iOS](#)

From: Steve Rooke <steve.rooke@alaskamillandfeed.com>
Sent: Tuesday, June 25, 2024 8:23:12 AM
To: Riona Kruger <rkruger@srk.com>
Subject: RE: Costing for seed mixture and fertilizer

EXTERNAL

Riona,
\$14.62/lb

Availability could be tight on Gruening Alpine & Glauous Tundra –
Thanks, Steve

STEVE ROOKE | Alaska Garden & Pet Supply, Inc| Office: (907) 222-2047 | Fax: (907) 222-2060
OPEN: Monday – Friday, 8am to 5pm

From: Riona Kruger
Sent: Monday, June 24, 2024 2:56 PM
To: Steve Rooke <steve.rooke@alaskamillandfeed.com>
Subject: RE: Costing for seed mixture and fertilizer

CAUTION: This email originated from outside of the organization. Do not click links or open attachments unless you recognize the sender and know the content is safe.

Hi Steve,
At this stage we are looking at re-seeding about 40 acres, but we need a cost per pound.
Thanks very much
Riona

From: Steve Rooke <steve.rooke@alaskamillandfeed.com>
Sent: Monday, June 24, 2024 3:51 PM
To: Riona Kruger <rkruger@srk.com>
Subject: RE: Costing for seed mixture and fertilizer

EXTERNAL

Riona,
Can you give me an estimate of how much of this seed mix you'll be needing?
Thanks, Steve

STEVE ROOKE | Alaska Garden & Pet Supply, Inc| Office: (907) 222-2047 | Fax: (907) 222-2060
OPEN: Monday – Friday, 8am to 5pm

From: Riona Kruger
Sent: Monday, June 24, 2024 2:43 PM
To: agpcontractors <agpcontractors@alaskamillandfeed.com>
Subject: Costing for seed mixture and fertilizer


CAUTION: This email originated from outside of the organization. Do not click links or open attachments unless you recognize the sender and know the content is safe.

Good afternoon,

I am currently doing a cost estimate for a large construction project near Tok, and are looking at costs for Seed mixtures and chemical fertilizers.

Would you be able to give me a cost per pound for the following:

- **Seed mixture:**



- **Chemical fertilizer 20-20-10**

Thanks very much

--

Riona Kruger BS (Geology)

Geologist



SRK Consulting (U.S.) Inc.

5250 Neil Road, Suite 300 Reno, Nevada, 89502, United States

Office +1 775-284-2240 **Mobile** +1 775 997 8092

Email rkruger@srk.com **Website** www.srk.com



Disclaimer. This transmission is intended for the sole use of the addressee and may contain information that, by its privileged and confidential nature, is exempt from disclosure under applicable law. You are hereby notified that any dissemination, distribution, or duplication of this transmission by someone other than the intended recipient or its designated agent is strictly prohibited. If you have received this transmission in error, please notify the sender immediately by replying to this transmission or by collect call to the above phone number.

From: [Edmond Packee](#)
To: [Ivan Clark](#)
Cc: [Brent Culleton](#); [Bartly Kleven](#)
Subject: Information request
Date: Tuesday, June 25, 2024 10:23:18 AM
Attachments: [image001.png](#)
[image002.png](#)
[image003.png](#)
[image004.png](#)

EXTERNAL

Good Morning Ivan,

Based on the information I have:

Profile 1 (waste management Permit SW) – \$461 per each
Profile 2 (waste management permit GW) – \$390 per each
Profile 6 (APDES permit SW) – \$225 per each
Profile 7 (APDES permit GW) – \$192 per each
Profile 9 –(Hybrid profile) – \$213 per each

I do not have a profile 4 cost – what is this for?

Aerial Seeding Cost – Based on the most recent quote – flight costs were \$250,000 for 210 acres of seeding – **\$1,190.4762 per acre** – I assume there is some minimum but since this is reclamation and closure I am pretty sure that it would be safe to assume the minimum would be met. The application rate specified in the quote was 300 lbs per acre.

Eddie

Edmond Packee

Environmental Superintendent



Fort Knox

Kinross Fort Knox, Fairbanks, Alaska
P: +1 907-490-6184 | M: +1 907-371-5208
Edmond.Packee@kinross.com



Cheers,

Emily Hart

Senior Consultant

(Mine Permitting and Reclamation)



SRK Consulting (US) Inc.

11901 Business Blvd, Suite 110, Eagle River, AK 99577

PO Box 770401 Eagle River, AK 99577

Office +1 907.273.3609 **Mobile** +1 303.506.7875

From: Erin Saari <Erin.Saari@Kinross.com>

Sent: Monday, March 24, 2025 12:38 PM

To: Emily Hart <ehart@srk.com>

Subject: RE: 2025 Kinross Budgeted Fuel Price

EXTERNAL

Hi Emily!

Sorry for my delayed response. I have been moved into a more corporate/ global Xeras role so I am not as involved.

However, I can give you the fuel pricing as I have access to their models.

Let me know if you need anything else.

FK Off Road: \$2.96/gal

MC Off Road: \$3.28/gal

ERIN SAARI

Xeras Manager, Global,

Kinross Fort Knox

Office: 19074902282

Mobile: +1 907-347-2605

Erin.Saari@Kinross.com

www.kinross.com

SAFETY LIVES EVERYWHERE.



From: Emily Hart <ehart@srk.com>

Sent: Wednesday, March 19, 2025 1:58 PM

To: Erin Saari <Erin.Saari@Kinross.com>

Subject: <External> 2025 Kinross Budgeted Fuel Price

Good afternoon, Erin,

I am working on updating the reclamation cost estimates for both Fort Knox and Manh Choh and was hoping you could provide me with the cost per gallon for diesel that Kinross has budgeted for 2025.

Thanks!

Emily Hart

Senior Consultant

(Mine Permitting and Reclamation)



SRK Consulting (US) Inc.

11901 Business Blvd, Suite 110, Eagle River, AK 99577

PO Box 770401 Eagle River, AK 99577

Office +1 907.273.3609 **Mobile** +1 303.506.7875

GVEA Rate Changes – Effective March 1 through May 31

News

On March 1, GVEA's Fuel and Purchased Power rate increased by \$0.00557, less than one cent, from 12.607¢ to 13.164¢ per kilowatt hour. This rate is in effect through May 31. Residential members will see their total monthly electric bill go up by approximately \$3.34, based on an average usage of 600 kWh per month. This increase can be attributed to projections for this quarter that take into account required annual maintenance at GVEA's lower-cost generating facilities. During this time, more electricity will need to be generated using higher-cost fuel sources.

As a reminder, the Fuel and Purchased Power rate is a straight pass-through charge, it is not a surcharge and there is no mark-up. GVEA's members are only charged the actual cost to generate and purchase power. This charge is an estimate of what GVEA anticipates will be its costs over the next three months to generate and purchase the energy necessary to meet the electrical needs of its members, and a true-up of actual versus projected costs from the prior quarter.

From: [Kevin Tierney - 3017 ANCHORAGE](#)
To: [Chloe Poindexter](#)
Subject: Email Bid# B252350
Date: Friday, September 12, 2025 10:09:21 AM

EXTERNAL

Price Quotation # B252350

FEL - ANCHORAGE #3017

151 WEST 95TH CIRCLE
ANCHORAGE, AK 99515-1809

Phone : 907-273-2100

Fax : 907-273-2110

Bid No.....: B252350
Bid Date...: 09/12/25
Quoted By: KPT
Customer.: FERGUSON WATERWORKS QUOTES
151 E 95TH AVE
QUOTATION ONLY
ANCHORAGE, AK 99515

Cust Phone: 907-273-2100
Terms.....: CASH ON DEMAND
Ship To.....: FERGUSON WATERWORKS QUOTES
151 E 95TH AVE
QUOTATION ONLY
ANCHORAGE, AK 99515

Cust PO#..:

Job Name.: SRK CONSULTING

Item	Description	Quantity	Net Price	UM	Total
PEI11A1240	12X40 IPS DR11 HDPE PIPE	40	7468.223	C	2987.29

Subtotal: \$2987.29

Inbound Freight: \$0.00

Tax: \$0.00

Order Total: \$2987.29

Quoted prices are based upon receipt of the total quantity for immediate shipment (48 hours). SHIPMENTS BEYOND 48 HOURS SHALL BE AT THE PRICE IN EFFECT AT TIME OF SHIPMENT UNLESS NOTED OTHERWISE. QUOTES FOR PRODUCTS SHIPPED FOR RESALE ARE NOT FIRM UNLESS NOTED OTHERWISE.

Due to the uncertain impact of potential tariffs, Ferguson's quotation/proposal has not included any provision or contingency for future tariffs or increase of existing tariffs. Ferguson reserves the right to adjust prices to reflect the impact of any new or increased tariffs that affect our costs at the time of shipment. Ferguson will provide notice of any such adjustments along with documentation supporting the changes.

CONTRACTOR CUSTOMERS: IF YOU HAVE DBE/MBE/WBE/VBE/SDVBE/SBE GOOD FAITH EFFORTS DIVERSITY GOALS/ REQUIREMENTS ON A FEDERAL, STATE, LOCAL GOVERNMENT, PRIVATE SECTOR PROJECT, PLEASE CONTACT YOUR BRANCH SALES REPRESENTATIVE IMMEDIATELY PRIOR TO RECEIVING A QUOTE/ORDER.

Seller not responsible for delays, lack of product or increase of pricing due to causes beyond our control, and/or based upon Local, State and Federal laws governing type of products that can be sold or put into commerce. This Quote is offered contingent upon the Buyer's acceptance of Seller's terms and conditions, which are incorporated by reference and found either following this document, or on the web at <https://www.ferguson.com/content/website-info/terms-of-sale>. Govt Buyers: All items quoted are open market unless noted otherwise.

LEAD LAW WARNING: It is illegal to install products that are not "lead free" in accordance with US Federal or other applicable law in potable water systems anticipated for human consumption. Products with *NP in the description are NOT lead free and can only be installed in non-potable applications. Buyer is solely responsible for product selection.

Buyer shall accept delivery of products within 60 days of Seller receiving the products at Seller's warehouse. If Buyer causes or requests a delay in delivery of the products, Buyer may be subject to storage fees and additional costs caused by such delay. Seller reserves the right to requote the products and reschedule the delivery date, subject to manufacturer's lead times and price increases, if Buyer is unable to accept delivery within 60 days.

HOW ARE WE DOING? WE WANT YOUR FEEDBACK!

Enter the following link to complete a survey about your bids:
<https://survey.medallia.com/?bidsorder&fc=3017&on=31929>