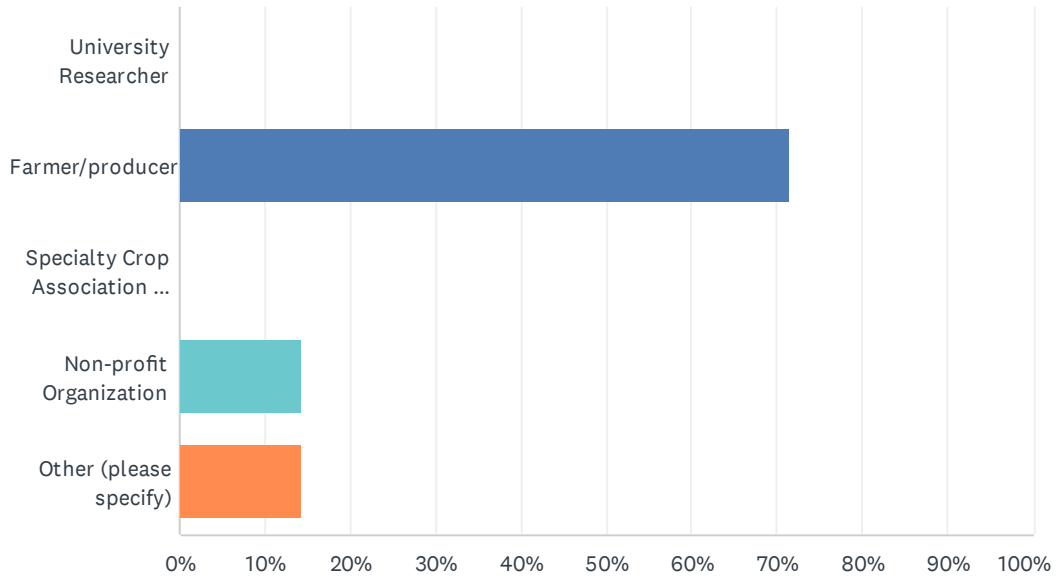


Q1 Which describes you best?

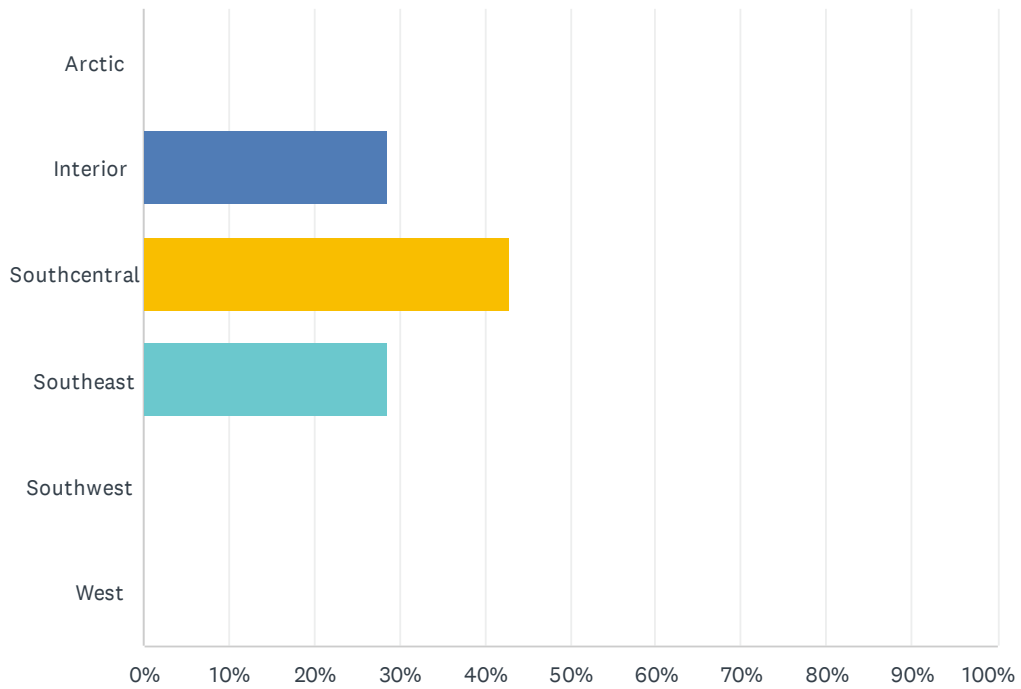
Answered: 7 Skipped: 0



ANSWER CHOICES	RESPONSES	
University Researcher	0.00%	0
Farmer/producer	71.43%	5
Specialty Crop Association or Commission	0.00%	0
Non-profit Organization	14.29%	1
Other (please specify)	14.29%	1
TOTAL		7

Q2 Please indicate the region you represent.

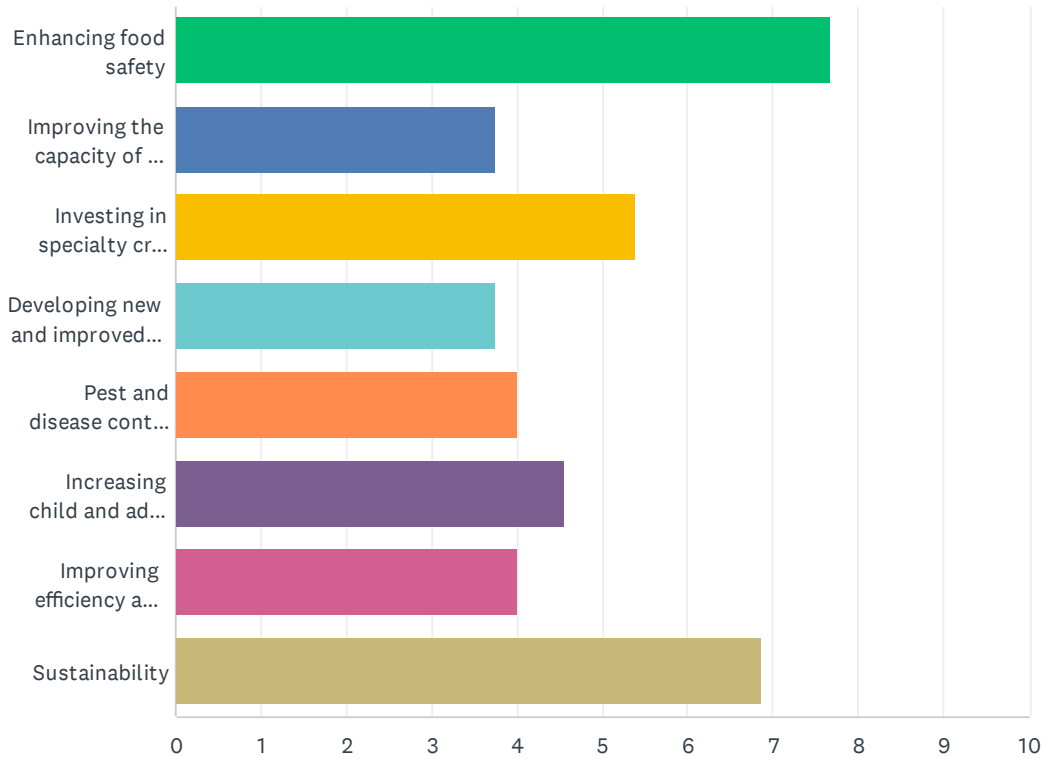
Answered: 7 Skipped: 0



ANSWER CHOICES	RESPONSES
Arctic	0.00% 0
Interior	28.57% 2
Southcentral	42.86% 3
Southeast	28.57% 2
Southwest	0.00% 0
West	0.00% 0
TOTAL	7

Q3 Please select 3-5 types of projects you believe to be a priority for funding for the 2023 SCBGP and rate them in order of importance.

Answered: 7 Skipped: 0



2023 Specialty Crop Block Grant Funding Priorities

	1	2	3	4	5	6	7	8	TOTAL	SCORE
Enhancing food safety	66.67% 4	33.33% 2	0.00% 0	0.00% 0	0.00% 0	0.00% 0	0.00% 0	0.00% 0	6	7.67
Improving the capacity of all entities in the specialty crop distribution chain to comply with the requirements of the Food Safety Modernization Act (21 U.S.C. Chapter 27), for example, developing "Good Agricultural Practices," "Good Handling Practices," "Good Manufacturing Practices," and in cost-share arrangements for funding audits of such systems (including USDA GroupGAP) for small farmers, packers and processors	0.00% 0	0.00% 0	25.00% 1	25.00% 1	0.00% 0	25.00% 1	0.00% 0	25.00% 1	4	3.75
Investing in specialty crop research, including research to focus on conservation and environmental outcomes	20.00% 1	20.00% 1	20.00% 1	0.00% 0	20.00% 1	0.00% 0	20.00% 1	0.00% 0	5	5.40
Developing new and improved seed varieties and specialty crops	0.00% 0	0.00% 0	25.00% 1	25.00% 1	0.00% 0	25.00% 1	0.00% 0	25.00% 1	4	3.75
Pest and disease control	0.00% 0	0.00% 0	33.33% 1	0.00% 0	33.33% 1	0.00% 0	33.33% 1	0.00% 0	3	4.00
Increasing child and adult nutrition knowledge and consumption of specialty crops	0.00% 0	14.29% 1	14.29% 1	14.29% 1	42.86% 3	0.00% 0	14.29% 1	0.00% 0	7	4.57
Improving efficiency and reducing costs of distribution systems	0.00% 0	0.00% 0	16.67% 1	33.33% 2	16.67% 1	16.67% 1	0.00% 0	16.67% 1	6	4.00
Sustainability	28.57% 2	42.86% 3	14.29% 1	14.29% 1	0.00% 0	0.00% 0	0.00% 0	0.00% 0	7	6.86

Q4 If you have listed more than 5 priorities in the above question, please justify your reasoning (100 characters or less).

Answered: 1 Skipped: 6